

MARKER



25/26

COLLECTION

For over seven decades MARKER has stood for innovation and safety in skiing.

1952年、ハネス・マーカは世界初となる安全解放機能を備えたビンディングを世に送り出しました。1970年代、Mシリーズは自動ヒール解放機能でビンディング市場に革命をもたらしました。そして2007年以来、マーカはDUKE PTやロイヤルファミリーなど次々と新しいビンディングを発表、フリーライドとフリースタイルに新たな基準を打ち立てました。

またDIN ISO 13992:2007に準拠したTÜV認証を取得した世界初のピンテックビンディングであるKINGPINやALPINISTなどをリリース、ツーリング市場でも躍進を遂げています。2022年、バイオ素材や再生プラスチックなど環境に優しい素材を使用して、CRUISEピンビンディングの製造を行うことで、持続可能で先駆的な一歩を踏み出しました。

2022年より、MARKERはELEVATE OUTDOOR COLLECTIVEの一員となっています。

Content

| | |
|----|----------------------------------------------------------------------------------------------------------------------------------------------------------------------------|
| 2 | ABOUT MARKER INNOVATIONS AND SAFETY IN SKIING |
| 3 | CONTENT |
| 4 | SUSTAINABILITY LIVING FOR WINTER SPORTS |
| 6 | COLLECTION OVERVIEW |
| 7 | RACE COMP 30 / COMP 20 COMP 16 / COMP 12 COMP 10 TCX / COMP 10 COMP JR 8 RACE PLATES |
| 12 | FREERIDE DUKE PT 16 DUKE PT 13 / DUKE PT 11 JESTER X 16 MWERKS JESTER 18 PRO JESTER 16 GRIFFON X 13 MWERKS GRIFFON 13 SQUIRE 11 / SQUIRE 10 |
| 18 | PERFECT MATCH BINDINGS GRIFFON 13 |

| | |
|----|------------------------------------------------------------------------------------------------------------------------------------------------------------------------------------------------------------------------------------------------------------------------------------|
| 20 | TOURING ALPINIST FREE 13 / ALPINIST FREE 11 ALPINIST 12 / ALPINIST 10 ALPINIST 8 / ALPINIST 12 LONG TRAVEL ALPINIST 10 LONG TRAVEL KINGPIN MWERKS 12 KINGPIN 13 / KINGPIN 10 CRUISE 12 / CRUISE 10 F12 TOUR EPF F10 TOUR / F5 JR TOUR |
| 27 | ALL MOUNTAIN COMP 16 GW / COMP 12 GW 12.0 TPX / 11.0 TP / RACE PLATE PRO 10.0 TP / FREE 7 7.0 / 4.5 |
| 31 | RENTAL/DEMO GRIFFON 13 D / GRIFFON 13 TCX D SQUIRE 11 TCX D / COMP 14 FDT FDT TPX 12 / FDT TP 10 / FDT 7.0 7.0 RTL / FDT 4.5 / 4.5 RTL ALPINIST 10 DEMO ALPINIST 8 DEMO KINGPIN 13 DEMO KINGPIN 10 DEMO CRUISE 10 DEMO RENTAL AND DEMO PLATES |

| | |
|----|-----------------------------------------------------------------------------------------------------------------------------------------------------------------|
| 39 | BINDINGS COLLECTION OVERVIEW |
| 42 | HELMETS HELMET COLLECTION HELMETS FEATURES OVERVIEW |
| 46 | GOGGLES GOOGLE COLLECTION GOGGLES FEATURES OVERVIEW REPLACEMENT LENSES |
| 50 | ACCESSORIES BRAKES CRAMPONS KINGPIN / TOURING / ALPINIST ACCESSORIES MARKER ACCESSORIES INSTALLATION TOOLS / DEMOBOARDS INFO SHEETS |
| 55 | TECHNOLOGY KEY FEATURES SUMMARY |



Living for Winter Sports

As a global sports company, our aspiration is to build sustainable and economically successful products. To do this we draw on our long tradition and years of experience, this is what drives and is the motivation of our MARKER employees worldwide. Our teams work hard on bringing innovation into our products so that we can meet the needs of today's and tomorrow's customers. We strive to develop the best possible products for this winter sport we all live for and love.

Sustainability at MARKER



Collecting industrial waste



Grinding and quality control



Preparation of secondary plastic granulate



Production of new parts



Bio-based plastic pellets



(Organic) castor oil

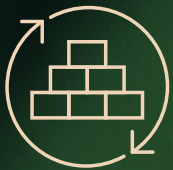


Castor oil plant and seeds



Renewable Electricity

- 100 % certified green electricity at MARKER in Germany and production in the Czech Republic.



Components

- 100 % of bonding components are manufactured in the European Economic Area.
- Expanding the use of sustainable materials.



Transport / Distances

- Short transport routes to reduce our exhaust emissions.



Recycling

- 100 % recycling of the metals used.
- 93 % of packaging is made from recycled materials.

Green BY CHOICE!

“We’re firmly convinced that only sustainable business is right. It is our mission as a company to protect the world we live in and the people who work for us, and to contribute towards a more balanced relationship between humanity and the environment.”

RACE/PISTE

COMPETITION RACE

NEW
COMP 30

NEW
COMP 20

COMP 16

COMP 12

COMP 10 TCX

COMP 10

COMP JR 8



ALL MOUNTAIN



JESTER 16

GRIFFON 13

SQUIRE 11

SQUIRE 10

COMP 16
GW

COMP 12
GW

12.0 TPX

11.0 TP

10.0 TP

FREE 7

7.0/4.5


FREERIDE/FREESTYLE

DUKE PT

JESTER 18 PRO

JESTER X 16
MWERKS **NEW**

GRIFFON X 13
MWERKS **NEW**



F12 TOUR EPF

TOURING



KINGPIN
MWERKS

KINGPIN

ALPINIST
FREE

ALPINIST

CRUISE

F10 TOUR

RACE



Engineered for unmatched racing performance, our COMP race bindings provide **unparalleled precision and control**. The flagship model in this category, with **cutting-edge technology** and **aerodynamic design**, guarantees maximum safety and faster speeds, giving you the **competitive edge**.



COMP

MARKER

LEAVE YOUR COMFORT ZONE



Competing is in our genes. No matter if you are a **pro athlete** or a **beginner**, everyone likes a challenge. To learn and improve you need to **challenge yourself** and **push boundaries**: New skills are learnt when you are out of your comfort zone. To leave those comfort zones and push your boundaries you need to **trust yourself and your material**.

PUSHING BOUNDARIES



COMP 30 NEW

MARKER's COMP bindings have been an integral part of the Alpine Ski World Cup for years. Countless titles have been won with the Comp series. Nowhere else is the cooperation between Marker engineers and athletes closer than in competition. The Twin Cam heel or the 4-linkage toe piece were developed this way and of course you'll find them in this year's Comp bindings. Manufactured with the highest quality magnesium components, the Comp 30 allows perfect centering on the ski. This means that edge changes can be made with extreme precision, even at highest speeds. The responsive construction, paired with incredibly direct power transmission, creates highest reliability in all situations - an absolute must, especially in races.



DATA

| | |
|---------------------|----------------------|
| CATEGORY | Competition |
| BRAKE WIDTH | 85mm |
| DIN RANGE | 15.0 - 30.0 |
| BOOT TYPE | A |
| REC. SKIER'S WEIGHT | 60 + kg |
| STAND HEIGHT | 18mm |
| TOE SYSTEM | Competition 4linkage |
| AFD GLIDING PLATE | Stainless steel |
| HEEL | TwinCam Competition |
| COLOR | Black - Flo-Red |
| WEIGHT/PC. | 1380g |
| ORDER NO. | 7130Z1MS |

COLORS



KEYFEATURES



COMPETITION & RACE COMP

COMP 20 NEW

MARKER's COMP bindings have been an integral part of the Alpine Ski World Cup for years. Countless titles have been won with the Comp series. All tried and tested components such as the Twin Cam Competition heel or the Competition 4-linkage toe piece are being used again this season. Manufactured with only the highest quality magnesium components, the Comp 20 allows perfect centering on the ski. This is crucial for edge changes executed with extreme precision, even at highest speeds. The responsive construction provides a super direct power transmission, making the binding very reliable in all situations - an absolute must, especially in competition.



DATA

| | |
|---------------------|----------------------|
| CATEGORY | Competition |
| BRAKE WIDTH | 85mm |
| DIN RANGE | 11.0 - 20.0 |
| BOOT TYPE | A |
| REC. SKIER'S WEIGHT | 60 + kg |
| STAND HEIGHT | 18mm |
| TOE SYSTEM | Competition 4linkage |
| AFD GLIDING PLATE | Stainless steel |
| HEEL | TwinCam Competition |
| COLOR | Black - Flo-Red |
| WEIGHT/PC. | 1375g |
| ORDER NO. | 7120Z1MS |

COLORS



KEYFEATURES



8

CATALOGUE 25/26

AGILITY Increased **strength** and **stiffness** plus more direct power transmission and a improved feedback.



#PUSHINGBOUNDARIES
#LEAVEYOURCOMFORTZONE

POWER TRANSMISSION

World Cup **screw connection** on the toe and heel offers the ultimate skiing experience.



PERFORMANCE

New **absorber** for improved dynamics and next level release.



COMP 16

Maximum reliability and power at the highest speed and extreme edge angles on prepared slopes: the Comp 16 replaces the XComp 16 with a revised TCX heel piece and adapted Comp toe piece. All components and materials belong to the top category. The one-part toe piece comes with magnesium components (the current heel piece is more rigid) to withstand more pressure and delivers a more direct transmission of force to the ski thanks to a drilling pattern borrowed from the World Cup. At the same time, in the reverse direction, the feedback is more noticeable for the skier, making it easier for them to adapt to different slope conditions. The tried-and-tested value of up to 16 enables optimum ski performance for all ambitious piste carvers and amateur racers.



DATA

| | |
|---------------------|-----------------|
| CATEGORY | Race |
| BRAKE WIDTH | 85mm |
| DIN RANGE | 6.0 - 16.0 |
| BOOT TYPE | A |
| REC. SKIER'S WEIGHT | 60 + kg |
| STAND HEIGHT | 18mm |
| TOE SYSTEM | Comp |
| AFD GLIDING PLATE | Teflon |
| HEEL | Comp TCX |
| COLOR | Black - Flo-Red |
| WEIGHT/PC. | 1200g |
| ORDER NO. | 6920Y1MS |

COLORS



KEYFEATURES



COMP 12

The Comp 12 is optimally adapted for competitive racers who seek the greatest possible reliability and power at all speeds and edge angles on prepared slopes. It replaces the XComp 12 and joins the race with a revised TCX heel piece and adapted Comp toe piece. The current heel piece is more rigid and harder and delivers a more direct transmission of force to the ski thanks to a screw position borrowed from the World Cup. At the same time, the feedback is more noticeable for the skier, making it easier for them to adapt to different slope conditions.



DATA

| | |
|---------------------|-----------------|
| CATEGORY | Race |
| BRAKE WIDTH | 85mm |
| DIN RANGE | 4.0 - 12.0 |
| BOOT TYPE | A |
| REC. SKIER'S WEIGHT | <120kg |
| STAND HEIGHT | 18mm |
| TOE SYSTEM | Comp |
| AFD GLIDING PLATE | Teflon |
| HEEL | Comp TCX |
| COLOR | Black - Flo-Red |
| WEIGHT/PC. | 1185g |
| ORDER NO. | 6820Y1MS |

COLORS



KEYFEATURES



COMP¹⁰ TCX

Welcome to the world of youth racing. The Comp 10 TCX uses the same heel technology as in the Comp bindings, combined with the tried-and- tested TLT toe pieces and all perfectly adjusted to the weight and skiing performance of young on-piste racers. This binding enables top skiing performance with great power transfer.



DATA

| | |
|----------------------------|-----------------|
| CATEGORY | Race |
| BRAKE WIDTH | 85mm |
| DIN RANGE | 3.0 - 10.0 |
| BOOT TYPE | A |
| REC. SKIER'S WEIGHT | 30 - 105kg |
| STAND HEIGHT | 18mm |
| TOE SYSTEM | 2linkage |
| AFD GLIDING PLATE | Stainless steel |
| HEEL | TCX Light |
| COLOR | Black - Flo-Red |
| WEIGHT/PC. | 1095g |
| ORDER NO. | 6520Y1MT |

COLORS



KEYFEATURES



TLT

AFD
GLIDING PLATE

COMP¹⁰

The Comp 10 offers exactly what racing kids need: the right components to climb the ladder in racing competitions. The Compact 3 heel provides easy step-in comfort and great power transmission for lightweight riders and the light and sturdy TLT toe handles lateral and backwards release. The binding works especially well in combination with the Jr Race interface. Compatible with adult boot lug only.



DATA

| | |
|----------------------------|-----------------|
| CATEGORY | Race |
| BRAKE WIDTH | 85mm |
| DIN RANGE | 3.0 - 10.0 |
| BOOT TYPE | A |
| REC. SKIER'S WEIGHT | 30 - 105kg |
| STAND HEIGHT | 18mm |
| TOE SYSTEM | 2linkage |
| AFD GLIDING PLATE | Stainless steel |
| HEEL | Compact 3 |
| COLOR | Black - Flo-Red |
| WEIGHT/PC. | 830g |
| ORDER NO. | 6520Y1MS |

COLORS



KEYFEATURES

COMPACT
HEEL

TLT

AFD
GLIDING PLATE

COMP JUNIOR⁸

Designed for U10s and heavier U8s. The Comp Junior 8 is perfectly adjusted for the requirements of the youngest racers with a DIN setting up to 8. Tailor-made for lightweight on-piste skiers who know how to set a good, hard edge. The TLT toe and Compact 3 heel designs deliver higher performance than the 7.0 and 4.5 bindings.

Attention: The Comp Junior 8 fits kids' boots only!



DATA

| | |
|----------------------------|-----------------|
| CATEGORY | Race |
| BRAKE WIDTH | 85mm |
| DIN RANGE | 2.0 - 8.0 |
| BOOT TYPE | C |
| REC. SKIER'S WEIGHT | 25 - 100kg |
| STAND HEIGHT | 18mm |
| TOE SYSTEM | 2linkage Junior |
| AFD GLIDING PLATE | Stainless steel |
| HEEL | Compact 3 |
| COLOR | Black - Flo-Red |
| WEIGHT/PC. | 830g |
| ORDER NO. | 6320Y1MS |

COLORS



KEYFEATURES


COMPACT
HEEL

TLT

AFD
GLIDING PLATE

WC PC INTERFACE

The Piston® Control Interface derived from Word Cup interfaces comes with an integrated high-tech oil-hydraulic damper which converts energy directly into speed. The skiing experience is simply stunning, because the Piston® Control System only reacts to negative rebound and shocks, the turn initiation is faster, the edge grip more direct, effortless from turn to turn. Compared to the previous version, a softer center piece has been installed, which ensures a more homogeneous flex over the entire length of the ski. The new hole pattern with extended mounting options ensures optimum hold and function on all ski models. The new, more stable clamps ensure improved power transmission, especially at the end of the turn. It's a perfect match with all race skis and fully compatible with all MARKER Race bindings.



DATA

| | | |
|--------------|--------------------------------|--------------------------|
| CATEGORY | Race | Race |
| STAND HEIGHT | 10mm | 14mm |
| SOLE LENGTH | 260 - 362mm | 260 - 362mm |
| COLOR | Black | Black |
| WEIGHT/PC. | 645g | 710g |
| ORDER NO. | 2020YISS (10mm) | 2022YISS (14 mm) |
| | 2020YISB (10mm; bulk: 12 pair) | 2022YISC (bulk: 12 pair) |

COLORS




KEYFEATURES



ALU^{PRO} PLATE

The pro interface for the speed disciplines in the World Cup, designed for the most extreme conditions in the high-speed sector. The bearing, which is made of high-tensile high-tech aluminum for the most direct power transmission without any tolerance range, is not comparable with the Piston Control Interface. In the professional race circuit there is absolutely no alternative to the Alu Pro Plate.




DATA

| | |
|--------------|-------------|
| CATEGORY | Race |
| STAND HEIGHT | 10mm |
| SOLE LENGTH | 260 - 340mm |
| COLOR | Aluminium |
| WEIGHT/PC. | 850g |
| ORDER NO. | 2030SIMP |

COLORS



FREERIDE



Built for adventure, our Freeride bindings are designed to handle the most **challenging terrains**. Offering exceptional **power transmission, enhanced stability, and safety features** that inspire **confidence**, these bindings are the ultimate choice for **freeride enthusiasts**.

DUKE PT¹⁶

The Duke PT 16 (DIN 6-16) is Royal Family's top model and sets another milestone. It combines the superior functionality and downhill performance of a Jester with comfortable uphill properties of a pin binding. An absolute highlight is the innovative Ride & Hike toe. For walking mode the upper part is simply unlocked and tilted forward, uncovering the pin binding. To save swing weight the upper jaw part can be taken off and stored in the backpack. The multi functional Lock & Walk unit automatically locks the brakes and provides a 10° climbing aid. For downhill mode the front jaw section is clicked back onto the base plate being quadruple secured by the Auto Quad Lock technology. Now the toe piece works just like an alpine toe with all of its advantages! The heel is the latest generation of Interpivot 3 freeride heels with lightweight magnesium housing and improved stiffness. The low height of 24 mm allows for direct power transmission and fast edge changes. Thanks to Multinorm, all Duke PT are compatible to alpine, touring and GripWalk boots.



DATA

| | |
|----------------------------|--------------------------------------|
| CATEGORY | Freeride |
| BRAKE WIDTH | 100mm, 125mm |
| DIN RANGE | 6.0 - 16.0 |
| BOOT TYPE | A / T / GW A |
| REC. SKIER'S WEIGHT | 60 + kg |
| STAND HEIGHT | 24mm |
| TOE SYSTEM | Ride & Hike |
| AFD GLIDING PLATE | Stainless steel |
| HEEL | Inter Pivot 3 |
| COLOR | Anthracite - Black |
| WEIGHT/PC. | 1050g (Uphill) 1350g (Downhill) |
| ORDER NO. | 7650Y1AS (100mm) 7650Y1AB (125mm) |

COLORS



KEYFEATURES



MARKER

DUKE PT¹³

The Duke PT 13 with a DIN 4-13 combines the performance of a Griffon with comfortable uphill properties of a pin binding. An absolute highlight is the innovative Ride & Hike toe. For walking mode the upper part is simply unlocked and tilted forward, uncovering the pin binding. To save swing weight the upper jaw part can be taken off and stored in a backpack. The multi functional Lock & Walk unit automatically locks the brakes and provides a 10° climbing aid. For downhill mode the front jaw section is clicked back onto the base plate, quadruple secured by the Auto Quad Lock technology. Now the toe piece works just like an alpine toe with all of its advantages! The heel is the latest generation of Inter Pivot heels. The low height of 24 mm allows for direct power transmission and fast edge changes. Thanks to Multinorm all Duke PT are compatible to alpine, touring and GripWalk boots.



DATA

| | |
|----------------------------|--------------------------------------|
| CATEGORY | Freeride |
| BRAKE WIDTH | 100mm, 125mm |
| DIN RANGE | 4.0 - 13.0 |
| BOOT TYPE | A / T / GW A |
| REC. SKIER'S WEIGHT | <120kg |
| STAND HEIGHT | 24mm |
| TOE SYSTEM | Ride & Hike |
| AFD GLIDING PLATE | Stainless steel |
| HEEL | Inter Pivot 3 |
| COLOR | Grey - Black |
| WEIGHT/PC. | 1000g (Uphill) 1300g (Downhill) |
| ORDER NO. | 7550Y1GS (100mm) 7550Y1GB (125mm) |

COLORS



KEYFEATURES



MARKER

DUKE PT¹¹

The Duke PT 11 with a DIN 3-11 combines the performance of a Squire with comfortable uphill properties of a pin binding. An absolute highlight is the innovative Ride & Hike toe. For walking mode the upper part is simply unlocked and tilted forward, uncovering the pin binding. To save swing weight the upper jaw part can be taken off and stored in a backpack. The multi functional Lock & Walk unit automatically locks the brakes and provides a 10° climbing aid. For downhill mode the front jaw section is clicked back onto the base plate, quadruple secured by the Auto Quad Lock technology. Now the toe piece works just like an alpine toe with all of its advantages! The heel is the latest generation of Hollow linkage. The low height of 24 mm allows for direct power transmission and fast edge changes. Thanks to Multinorm all Duke PT are compatible to alpine, touring and GripWalk boots.



DATA

| | |
|----------------------------|--------------------------------------|
| CATEGORY | Freeride |
| BRAKE WIDTH | 100mm, 125mm |
| DIN RANGE | 3.0 - 11.0 |
| BOOT TYPE | A / T / GW A |
| REC. SKIER'S WEIGHT | 30 - 110kg |
| STAND HEIGHT | 24mm |
| TOE SYSTEM | Ride & Hike |
| AFD GLIDING PLATE | Stainless steel |
| HEEL | Hollow linkage 2 |
| COLOR | Anthracite - Grey |
| WEIGHT/PC. | 850g (Uphill) 1150g (Downhill) |
| ORDER NO. | 7450X1AS (100mm) 7450X1AB (125mm) |

COLORS



KEYFEATURES



MARKER

MARKER



13

CATALOGUE 25/26

INTRODUCING THE NEW

XSERIES

MARKER

JESTER X 16 MWERKS

GRIFFON X 13 MWERKS



TURN SHAPE

整備された雪面でも難しいバックカントリーの状況でもタイトなターンを実現します。それはこのXピンディングのコンパクトな構造から生み出されます。

AGILITY

市場に存在するピンディングの中で最も低いスタンドハイトを実現。フリーライドでは最もスムーズなエッジ感覚をパークやパイプでは負荷のかからない楽しさを体験できます。

CONFIDENCE

新メタルフレームヒールの安定性により様々な雪や斜面のコンディションで極上のダウンヒルパフォーマンスを楽しむことができます。

INTEGRATED BRAKE DESIGN

ヒールピース一体化構造のブレーキスタンドハイトを低くするためにブレーキを本体一体化させました。

ONE-PIECE BODY

ピンディング自体が強く、軽く、低く、短くなりました。

ANTI ICE RAIL

高品質のメタルを採用したアンチアイスレールで横方向のパワー伝達が向上しました。

MAGNESIUM PARTS

コバおさえの部分に採用しています。



STRONG SPRING

保持力とパワー伝達の向上を実現
Griffon :
DIN 4.0 - 13.0
Jester:
DIN 6.0 - 16.0

METAL FRAME

コバとハウジングが強靱でコンパクト、高い安心感を生みだします

FROM 24MM
TO 14MM

SHORT CONSTRUCTION

よりタイトなターンを実現するためにトゥ、ヒールピースの全長を短く設計。

NEW STANDHEIGHT 14MM

ヒールのスタンドハイトも従来から10mm下って14mmになりました。



LOWEST STANDHEIGHT 9MM

トゥのスタンドハイトは9mmと現在販売されているピンディングのなかで最も低い。

GRIPWALK

グリップウォーク、アルペンソール、どちらのブーツにも適合します

JESTER X^{NEW} 16 MWERKS X SERIES

ジェスター発売以来10年以上にわたってあらゆるコンディションで最高のフリーライド性能を発揮してきました。この度メーカーが満を持してリリースするJester X 16 MWorksは従来のJesterに驚くべき改良が施されたモデルです。トゥピースハウジングはシングルキャストで作られることで構造全体がより軽く、よりコンパクトに、そしてより安定したものになりました。新しい合金を用いたアンチアイス・レールはこれまで以上に頑丈になり、横方向のパワー伝達がより確かなものになりました。高品質の金属フレームを採用することでビンディングの構造がよりコンパクトに短くなり信頼性の高いモデルになったのですがしかしそんなことよりもこのビンディングの最も印象的な新機能はスタンダハイトが従来の24mmから14mmになったことなのです。これにより、Xシリーズは市場で最も低重心のビンディングとなったのです！

パワー伝達はこれ以上ないほどダイレクト、パークでも、パイプでも、オフピステでも、DIN設定6～16のJester X MWorksは超精密な操作性を提供、スキー、ビンディング、ブーツの真の意味での一体化を実現したのです。ジェスターX 16 MWorksの力強いオレンジカラーは、周囲からの注目を集めること間違いなしです。



DATA

| | |
|---------------------|---------------------------------------------------------|
| CATEGORY | Freeride |
| BRAKE WIDTH | 90mm, 105mm, 120mm |
| DIN RANGE | 6.0 - 16.0 |
| BOOT TYPE | A / GW A |
| REC. SKIER'S WEIGHT | 60 + kg |
| STAND HEIGHT | 14mm |
| TOE SYSTEM | TP Elite X |
| AFD GLIDING PLATE | Stainless steel |
| HEEL | Inter Pivot X |
| COLOR | Black - Orange |
| WEIGHT/PC. | 1130g |
| ORDER NO. | 7625210A (90mm) 7625210B (105mm) 7625210D (120mm) |

COLORS



KEYFEATURES



MARKER

JESTER¹⁸ PRO

The Jester 18 Pro delivers the ultimate performance for skiers who want to go big. Up front, the Triple Pivot Elite 3 toe piece features magnesium toe wings and an integrated Anti-Ice Rail to remove snow and ice from your boots - the horizontal spring means there is less swing weight and a shorter footprint on the ski. The Inter Pivot 3 heel with magnesium heel bracket supplements this binding's signature power transmission and makes it easier to step in, especially with today's rubber boot soles. Multi-Norm technology offers 100% compatibility with any boot fitting the ISO 5355 (Alpine), ISO 9532 (Alpine Touring), and ISO 23223 (Improved Walking Sole) norms.



DATA

| | |
|---------------------|---------------------------------------------------------|
| CATEGORY | Freeride |
| BRAKE WIDTH | 90mm, 110mm, 120mm |
| DIN RANGE | 8.0 - 18.0 |
| BOOT TYPE | A / T / GW A |
| REC. SKIER'S WEIGHT | 60 + kg |
| STAND HEIGHT | 24mm |
| TOE SYSTEM | TP Elite 3 |
| AFD GLIDING PLATE | Stainless steel |
| HEEL | Inter Pivot 3 |
| COLOR | Black |
| WEIGHT/PC. | 1105g |
| ORDER NO. | 7924Y1US (90mm) 7924Y1JV (110mm) 7924Y1JB (120mm) |

COLORS



KEYFEATURES



FREERIDE

JESTER

JESTER¹⁶

From its very beginning, more than 10 years ago, the MARKER Jester has ruled the mountain. The Jester 16 continues that heritage, from the highest peaks and steepest lines all the way to the park and pipe. Incorporating magnesium sole holders in the toe and the even lighter magnesium Interpivot 3 heel. This makes for less weight, higher stiffness and improved power transmission. The Anti Ice Rail is pretty handy to scrape off the snow from the boot sole. All MARKER Royal Family bindings feature Power Width Design that make skis perform at their best. Due to the incorporated Multinorm construction the Jester 16 is compatible for GripWalk, alpine and touring boots.



DATA

| | |
|---------------------|-----------------------------------------------------------------------------------|
| CATEGORY | Freeride |
| BRAKE WIDTH | 90mm, 100mm, 110mm, 120mm |
| DIN RANGE | 6.0 - 16.0 |
| BOOT TYPE | A / T / GW A |
| REC. SKIER'S WEIGHT | 60 + kg |
| STAND HEIGHT | 24mm |
| TOE SYSTEM | TP Elite 3 |
| AFD GLIDING PLATE | Stainless steel |
| HEEL | Inter Pivot 3 |
| COLOR | Anthracite - Black (C1) Anthracite - Black - Red (C2) Grey - Turquoise (C3) |
| WEIGHT/PC. | 1070g |
| ORDER NO. | |

| | | |
|---------------------|---------------------|---------------------|
| 7624X1A (C1/90mm) | 7624Y1RA (C2/90mm) | 7624Y1GA (C3/90mm) |
| 7624X1JB (C1/100mm) | 7624Y1RB (C2/100mm) | 7624Y1GB (C3/100mm) |
| 7624X1JC (C1/110mm) | 7624Y1RC (C2/110mm) | 7624Y1GC (C3/110mm) |
| 7624X1JD (C1/120mm) | 7624Y1RD (C2/120mm) | 7624Y1GD (C3/120mm) |

KEYFEATURES



15

CATALOGUE 25/26

GRIFFON X 13 MWERKS

NEW
X SERIES

このパフォーマンス・フリーライド・バインディングはウェイトが軽めのライダーにもおすすめです。DINが13までであることを除けば、兄弟分のジェスターX MWorksと同じ機能を備えています。トゥのハウジングはシングルキャストで作られており、従来のグリフォンと比べて軽量でコンパクトかつ、安定性が増しました。新しく採用した合金のおかげで、アンチ・アイス・レールはこれまで以上に頑丈です。このバインディングの最も印象的な特徴は、ブレーキをヒールハウジングと一体化したことによって実現した驚くほどダイレクトなパワー伝達です。ヒールのスタンドハイトは従来の24mmから14mmと10mmも低く、トゥのスタンドハイトも9mmとなりパフォーマンスの違いも印象的です。

パークでもパイプでもオフピステでも、グリフォンX 13 MWorksはZ値4〜13の精密なコントロールを実現し、スキー、バインディング、ブーツをより一体化させるのです。

DATA

| | |
|---------------------|---------------------------------------------------------|
| CATEGORY | Freeride |
| BRAKE WIDTH | 90mm, 105mm, 120mm |
| DIN RANGE | 4.0 - 13.0 |
| BOOT TYPE | A / T / GW A |
| REC. SKIER'S WEIGHT | <120kg |
| STAND HEIGHT | 14mm |
| TOE SYSTEM | TP Elite X |
| AFD GLIDING PLATE | Stainless steel |
| HEEL | Inter Pivot X |
| COLOR | Graphite - Black |
| WEIGHT/PC. | 1130g |
| ORDER NO. | 7525Z1GA (90mm) 7525Z1GB (105mm) 7525Z1GD (120mm) |

COLORS



KEYFEATURES



GRIFFON¹³

The lighter version of the Jester, providing the same features for younger and lighter riders, is one of the most versatile freeride bindings on the market today, made for advanced to expert skiers. The Griffon 13 is equipped with the Triple Pivot Elite toe and Inter Pivot 3 freeride heel. Both are light and stiff and deliver improved edge grip and control. In addition, the Anti Ice Rail ensures effortless scraping off snow and ice from the boot sole. Its Multinorm technology allows to adjust the binding to accommodate either touring, GripWalk or alpine boot sole norms. On top the Griffon 13 features enhanced screws and a centralized swing weight, ideal for spins & twists. Griffon 13 is available with 90, 100, 110 and 120mm brakes in 6 color combinations.



DATA

| | |
|---------------------|---------------------------------------------------------------------------------------------------------------------|
| CATEGORY | Freeride |
| BRAKE WIDTH | 90mm, 100mm, 110mm, 120mm |
| DIN RANGE | 4.0 - 13.0 |
| BOOT TYPE | A / T / GW A |
| REC. SKIER'S WEIGHT | <120kg |
| STAND HEIGHT | 24mm |
| TOE SYSTEM | TP Elite 3 |
| AFD GLIDING PLATE | Stainless steel |
| HEEL | Inter Pivot 3 |
| COLOR | Black (C1) White (C2) Olive Green (C3) Black - Red (C4) Black - Powder Blue (C5) Black - Purple (C6) |
| WEIGHT/PC. | 1030g |

ORDER NO.

| | | |
|---------------------|----------------------|----------------------|
| 7524U1GA (C1/90mm) | 7524Z10A (C3/90 mm) | 7524Z1BA (C5/90 mm) |
| 7524U1GB (C1/100mm) | 7524Z10B (C3/100 mm) | 7524Z1BB (C5/100 mm) |
| 7524U1GC (C1/110mm) | 7524Z10C (C3/110 mm) | 7524Z1BC (C5/110 mm) |
| 7524U1GD (C1/120mm) | 7524Z10D (C3/120 mm) | 7524Z1BD (C5/120 mm) |
| 7524U1GE (C2/90mm) | 7524Z1RA (C4/90 mm) | 7524Y1VA (C6/90mm) |
| 7524U1GF (C2/100mm) | 7524Z1RB (C4/100 mm) | 7524Y1VB (C6/100mm) |
| 7524U1GP (C2/110mm) | 7524Z1RC (C4/110 mm) | 7524Y1VC (C6/110mm) |
| 7524U1GR (C2/120mm) | 7524Z1RD (C4/120 mm) | 7524Y1VD (C6/120mm) |

KEYFEATURES



SQUIRE¹¹

The Squire 11 has progressive looks and is specially designed for lighter weight but fully motivated freeride and freestyle rookies. A lightweight Triple Pivot Light toe piece features a distinctive Ice Off Rail to keep the sole free of snow and ice. A state-of-the-art Hollow Linkage heel with its wider boot holder reduces the step-in force by approximately 35%, even with GripWalk soles. All in all, the Squire 11 is very compact and, despite its GripWalk compatibility, only 24 mm high, which allows a very direct feel and ski control. Available in five colour combinations.



DATA

| | |
|----------------------------|------------------------------------------------------------------------------------------|
| CATEGORY | Freeride |
| BRAKE WIDTH | 90mm, 100mm, 110mm |
| DIN RANGE | 3.0 - 11.0 |
| BOOT TYPE | A / GW A |
| REC. SKIER'S WEIGHT | 30 - 110kg |
| STAND HEIGHT | 24mm |
| TOE SYSTEM | TP Light 2 |
| AFD GLIDING PLATE | Stainless steel |
| HEEL | Hollow linkage 2 |
| COLOR | Black (C1) White (C2) Black - Yellow (C3) Black - Teal (C4) Black - Tan (C5) |
| WEIGHT/PC. | 820g |

ORDER NO.

| | | |
|---------------------|---------------------|---------------------|
| 7424V1MA (C1/90mm) | 7424Z1YA (C3/90mm) | 7424Y1TA (C5/90mm) |
| 7424V1MB (C1/100mm) | 7424Z1YB (C3/100mm) | 7424Y1TB (C5/100mm) |
| 7424V1MC (C1/110mm) | 7424Z1YC (C3/110mm) | 7424Y1TC (C5/110mm) |
| 7424V1MD (C2/90mm) | 7424Y1PA (C4/90mm) | |
| 7424V1ME (C2/100mm) | 7424Y1PB (C4/100mm) | |
| 7424V1MF (C2/110mm) | 7424Y1PC (C4/110mm) | |

KEYFEATURES



SQUIRE¹⁰

The perfect choice for newcomers to freeriding and freestyle. A very light Triple Pivot Light toe piece ensures direct and easy power transmission in every skiing situation. The matching, proven Compact 3 heel offers excellent release characteristics with a very low step-in force. Getting started on park and pipe is even more fun with the latest Royal Family design, an attractive price and a freeride brake perfectly designed for the purpose.



COLORS



DATA

| | |
|----------------------------|---------------------------------------------------------------|
| CATEGORY | Freeride |
| BRAKE WIDTH | 85mm, 100mm |
| DIN RANGE | 3.0 - 10.0 |
| BOOT TYPE | A / GW A |
| REC. SKIER'S WEIGHT | 30 - 105kg |
| STAND HEIGHT | 20mm |
| TOE SYSTEM | TP Light 2 |
| AFD GLIDING PLATE | Stainless steel |
| HEEL | Compact 3 |
| COLOR | Black - Anthracite |
| WEIGHT/PC. | 815g |
| ORDER NO. | 7224V1MA (85 mm + screw kit) 7224V1MB (100 mm + screw kit) |

COLORS



KEYFEATURES



PERFECT MATCH

With **K2**
Reckoner 102

With **LINE**
Chronic 101

With **Völkli**
Mantra 88

MARKER

GRIFFON¹³ NEW COLLAB

With **K2**
Reckoner 102



DATA

| | |
|---------------------|------------------|
| CATEGORY | Freeride |
| BRAKE WIDTH | 110mm |
| DIN RANGE | 4.0 - 13.0 |
| BOOT TYPE | A / T / GW A |
| REC. SKIER'S WEIGHT | <120kg |
| STAND HEIGHT | 24mm |
| TOE SYSTEM | TP Elite 3 |
| AFD GLIDING PLATE | Stainless steel |
| HEEL | Inter Pivot 3 |
| COLOR | Green - Black |
| WEIGHT/PC. | 1030g |
| ORDER NO. | 7524Z1KC (110mm) |

COLORS




KEYFEATURES



GRIFFON¹³ NEW COLLAB

With **LINE**
Chronic 101



DATA

| | |
|---------------------|--------------------|
| CATEGORY | Freeride |
| BRAKE WIDTH | 101mm |
| DIN RANGE | 4.0 - 13.0 |
| BOOT TYPE | A / T / GW A |
| REC. SKIER'S WEIGHT | <120kg |
| STAND HEIGHT | 24mm |
| TOE SYSTEM | TP Elite 3 |
| AFD GLIDING PLATE | Stainless steel |
| HEEL | Inter Pivot 3 |
| COLOR | Black - Light blue |
| WEIGHT/PC. | 1030g |
| ORDER NO. | 7524Z1LB (101mm) |

COLORS




KEYFEATURES



GRIFFON¹³ NEW COLLAB

With **Väikl**
Mantra 88




DATA

| | |
|---------------------|-----------------|
| CATEGORY | Freeride |
| BRAKE WIDTH | 90mm |
| DIN RANGE | 4.0 - 13.0 |
| BOOT TYPE | A / T / GW A |
| REC. SKIER'S WEIGHT | <120kg |
| STAND HEIGHT | 24mm |
| TOE SYSTEM | TP Elite 3 |
| AFD GLIDING PLATE | Stainless steel |
| HEEL | Inter Pivot 3 |
| COLOR | Black - Blue |
| WEIGHT/PC. | 1030g |
| ORDER NO. | 7524Z1VM (90mm) |

COLORS



KEYFEATURES





Our Touring bindings, including the pioneering Kingpin and the latest Alpinist Free, offer **unmatched efficiency** for **uphill climbs** and **powerful control** on the **descent**. With **lightweight design** and **seamless transitions**, these bindings provide the **perfect balance** of mobility and performance, making them the top choice for **backcountry adventurers**.



TOURING

#FREEYOURMIND

PERFORMANCE BOOSTER


For direct power transmission and the ultimate downhill performance.

ALPINIST DESIGN

With all the advantages of the Alpinist product family.

ALPINIST FREE BASE

For the ultimate ski experience with an even more reliable descent.

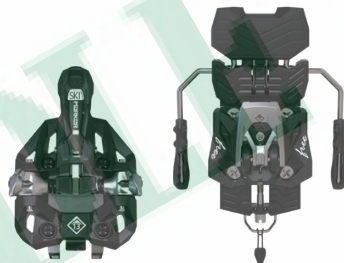


MARKER

ALPINIST FREE¹³

The new Alpinist Free with a Z value of 6.0 to 13.0 weighs just 395 g including the brake and delivers noticeably improved force transmission and ski performance thanks to the new wider base area. This means the pin binding is the first choice when every gram counts on long ascents followed by unforgettable freeride descents.

Like the predecessor model, in addition to the Alpinist heel piece, it is equipped with the extra rigid, carbon-reinforced ISI toe piece, whose wider platform enables simplified and intuitive step-in. The clever kinematics of the pin lever allow the pins to be snapped in with very little force. The Alpinist's heel piece offers a full 35 mm adjustment range as well as 0°, 5°, and 9° climbing aids. The wide drilling pattern of the Alpinist Free also supports the very good transmission of force to the edges and the overall design allows active length compensation, which does not affect the ski's flex behaviour. The Alpinist Free is made from sustainable materials such as recycled or bio-based plastic.



DATA

| | |
|---------------------|------------------------------------------|
| CATEGORY | Touring |
| BRAKE WIDTH | 105mm (w/o brake) |
| DIN RANGE | 6.0 - 13.0 |
| BOOT TYPE | T |
| REC. SKIER'S WEIGHT | max. 110kg |
| STAND HEIGHT | 13mm |
| TOE SYSTEM | Pin ISI |
| HEEL | Alpinist |
| COLOR | Black - Silver |
| WEIGHT/PC. | 395g |
| ORDER NO. | 7920Y1FS (105mm) 7921Y1FS (w/o brake) |

COLORS



KEYFEATURES




TOURING

ALPINIST FREE

ALPINIST FREE¹¹

The Alpinist Free with a Z value of 4.0 to 11.0 weighs just 395 g including the brake and delivers noticeably improved force transmission and ski performance thanks to the new wider base area. The Alpinist Free binding is the first choice when every gram counts on long ascents followed by unforgettable freeride descents.

Like the predecessor model, in addition to the Alpinist heel piece, it is equipped with the extra rigid, carbon-reinforced ISI toe piece, whose wider platform enables simplified and intuitive step-in. The clever kinematics of the pin lever allow the pins to be snapped in with very little force. The Alpinist's heel piece offers a full 35 mm adjustment range as well as 0°, 5°, and 9° climbing aids. The wide drilling pattern of the Alpinist Free also supports the very good transmission of force to the edges and the overall design allows active length compensation, which does not affect the ski's flex behaviour. The Alpinist Free is made from sustainable materials such as recycled or bio-based plastic.



DATA

| | |
|---------------------|------------------------------------------|
| CATEGORY | Touring |
| BRAKE WIDTH | 105mm (w/o brake) |
| DIN RANGE | 4.0 - 11.0 |
| BOOT TYPE | T |
| REC. SKIER'S WEIGHT | max. 110kg |
| STAND HEIGHT | 13mm |
| TOE SYSTEM | Pin ISI |
| HEEL | Alpinist |
| COLOR | Black - Silver |
| WEIGHT/PC. | 395g |
| ORDER NO. | 7720Y1FS (105mm) 7721Y1FS (w/o brake) |

COLORS



KEYFEATURES



21

CATALOGUE 25/26

ALPINIST¹²

The ultra-light Alpinist pin binding (270 g without brake) provides all that experienced touring skiers require. With a DIN range of 6 to 12, its advanced construction allows for active length compensation without interfering with the ski's flex. A sturdy, carbon-reinforced front with an ISI toe piece simplifies entry, while a wide footprint with an integrated stop automatically positions and aligns your boot. Kinematically optimized pin levers enable the pins to snap shut with just a gentle push. The heel features climbing aids at 0°, 5°, and 9°, easily switched between ascent and descent modes. A 38 mm wide hole pattern effectively transfers power to the edges, ensuring exceptional control and steering.



DATA

| | |
|---------------------|------------------------------------------|
| CATEGORY | Touring |
| BRAKE WIDTH | 90 mm (w/o brake) |
| DIN RANGE | 6.0 - 12.0 |
| BOOT TYPE | T |
| REC. SKIER'S WEIGHT | max. 110kg |
| STAND HEIGHT | 13 mm |
| TOE SYSTEM | Pin ISI |
| HEEL | Alpinist |
| COLOR | Black |
| WEIGHT/PC. | 360g (90 mm) 270g (w/o brake) |
| ORDER NO. | 7832W1MS (90 mm) 7833W1MS (w/o brake) |

COLORS




KEYFEATURES



MARKER

ALPINIST¹⁰

The ultra-light Alpinist pin binding (270 g without brake) delivers everything that experienced touring skiers need. With a DIN range of 4 to 10, its innovative construction allows for active length compensation without compromising the ski's flex. A robust, carbon-reinforced front with an ISI toe piece makes entry effortless, while a wide footprint with an integrated stop ensures your boot is automatically positioned and aligned. Kinematically optimized pin levers allow the pins to snap shut with a gentle push. The heel features climbing aids at 0°, 5°, and 9°, which can be quickly and easily switched from ascent to descent mode. A 38 mm wide hole pattern efficiently transfers power to the edges, providing excellent control and responsiveness.



DATA

| | |
|---------------------|------------------------------------------|
| CATEGORY | Touring |
| BRAKE WIDTH | 90 mm (w/o brake) |
| DIN RANGE | 4.0 - 10.0 |
| BOOT TYPE | T |
| REC. SKIER'S WEIGHT | max. 110kg |
| STAND HEIGHT | 13 mm |
| TOE SYSTEM | Pin ISI |
| HEEL | Alpinist |
| COLOR | Black |
| WEIGHT/PC. | 360g (90 mm) 270g (w/o brake) |
| ORDER NO. | 7732W1MS (90 mm) 7733W1MS (w/o brake) |

COLORS



KEYFEATURES




TOURING

ALPINIST

ALPINIST⁸

The ultra-light (270 g not including brake) and durable touring pin binding for high alpine challenges with DIN settings up to 8, specifically optimized for light weight touring enthusiasts. Its construction allows active length compensation without affecting the ski's flex. A very stiff, carbon-reinforced front with an ISI toe piece makes the binding easier to step into, as a wide footprint with integrated stop automatically positions and aligns your boot. Kinematically optimised pin levers then allow the pins to snap shut with just a gentle push. The heel features 0°, 5° and 9° climbing aids and can be switched quickly and easily from ascent to descent mode. A 38 mm wide hole pattern transfers power brilliantly to the edges, which means control and great steering.



DATA

| | |
|---------------------|--------------------------------------------------------------------------------------------------|
| CATEGORY | Touring |
| BRAKE WIDTH | 90 mm (w/o brake) |
| DIN RANGE | 3.0 - 8.0 |
| BOOT TYPE | T |
| REC. SKIER'S WEIGHT | max. 110kg |
| STAND HEIGHT | 13 mm |
| TOE SYSTEM | Pin ISI |
| HEEL | Alpinist |
| COLOR | Black (C1) Black - Purple (C2) |
| WEIGHT/PC. | 360g (90 mm) 270g (w/o brake) |
| ORDER NO. | 7432W1MS (C1/90 mm) 7433W1MS (C1/w/o brake) 7432W1MV (C2/90 mm) 7433W1MV (C2/w/o brake) |

COLORS



KEYFEATURES



22

CATALOGUE 25/26

ALPINIST¹² LONGTRAVEL

The ultra-light Alpinist pin binding with a DIN 12 setting is built for serious touring enthusiasts, featuring a 35 mm adjustment range for different sole lengths. Its innovative construction allows for active length compensation without affecting the ski's flex. A robust, carbon-reinforced front and ISI toe piece make stepping in effortless, while a wide footprint with an integrated stop positions and aligns your boot automatically. Kinematically optimized pin levers enable easy closure with a light push. The heel offers 0°, 5°, and 9° climbing aids for quick transitions between ascent and descent modes. With a 38 mm wide hole pattern, this binding delivers exceptional power transfer to the edges, ensuring remarkable control and steering performance.



DATA

| | |
|----------------------------|------------------|
| CATEGORY | Touring |
| BRAKE WIDTH | (w/o brake) |
| DIN RANGE | 6.0 - 12.0 |
| BOOT TYPE | T |
| REC. SKIER'S WEIGHT | max. 110kg |
| STAND HEIGHT | 13 mm |
| TOE SYSTEM | Pin ISI |
| HEEL | Alpinist |
| COLOR | Black |
| WEIGHT/PC. | 270g (w/o brake) |
| ORDER NO. | 7834W1ML |

COLORS




KEYFEATURES



ALPINIST¹⁰ LONGTRAVEL

The ultra-light Alpinist pin binding, optimized for DIN 10 settings, features an extended 35 mm adjustment range to accommodate various sole lengths. Designed for experienced tourers, it offers active length compensation without compromising the ski's flex. Its carbon-reinforced front and ISI toe piece facilitate easy entry, while a wide footprint with an integrated stop automatically positions your boot for precise alignment. Kinematically optimized pin levers allow the pins to snap shut with a gentle push. The heel includes 0°, 5°, and 9° climbing aids, allowing for quick and easy transitions from ascent to descent. A 38 mm wide hole pattern ensures excellent power transfer to the edges, delivering superior control and steering.



DATA

| | |
|----------------------------|-------------|
| CATEGORY | Touring |
| BRAKE WIDTH | (w/o brake) |
| DIN RANGE | 4.0 - 10.0 |
| BOOT TYPE | T |
| REC. SKIER'S WEIGHT | max. 110 kg |
| STAND HEIGHT | 13 mm |
| TOE SYSTEM | Pin ISI |
| HEEL | Alpinist |
| COLOR | Black |
| WEIGHT/PC. | 270g |
| ORDER NO. | 7734W1ML |

COLORS




KEYFEATURES



ALPINIST^{JR} LONGTRAVEL

The Alpinist Junior Long Travel combines maximum performance with minimum effort. If you want to get serious about touring, you can't get around a pin binding. The Alpinist JR is designed for a skier's weight up to about 65 kg, for children and young people who regularly go to the mountain and need optimal performance. The DIN range is adjusted with 2 - 6 for the young tourer. The heel adjustment range of 35 mm (-7.5 / +27.5mm) also allows the binding to grow over a wide range. Three walking modes 0°, 5° and 9° offer the best ascent comfort in any terrain. Basically, the Alpinist JR has all the features of its „big“ siblings. However, thanks to the Junior U-Bow, young skiers also benefit from the reduced entry forces and the low weight of only 360 g (with brake) per binding, which is mainly thanks to the extra-light fiberglass-reinforced climbing aids. The Alpinist JR Long Travel is delivered with a 90 mm brake.



DATA

| | |
|----------------------------|--------------------|
| CATEGORY | Touring |
| BRAKE WIDTH | 90 mm |
| DIN RANGE | 2.0 - 6.0 |
| BOOT TYPE | T |
| REC. SKIER'S WEIGHT | max. 65kg |
| STAND HEIGHT | 13 mm |
| TOE SYSTEM | Pin ISI |
| HEEL | Alpinist |
| COLOR | Anthracite - White |
| WEIGHT/PC. | 360g |
| ORDER NO. | 7232X1MJ |

COLORS



KEYFEATURES



TOURING

ALPINIST LT

23

CATALOGUE 25/26



MARKER

KINGPIN MWERKS¹²

MARKER's state-of-the-art performance pin binding with DIN settings of up to 12. The Kingpin MWERks 12 has a carbon-reinforced heel and weighs just 655 g including brake. It offers the ultimate in uphill and downhill performance thanks to features such as an XXL power transmitter and ergonomically shaped climbing aid. A very stiff, similarly carbon-reinforced front with an ISI toe piece makes the binding easier to step into, as a wide footprint with integrated stop automatically positions and aligns your boot. Kinematically optimised pin levers then allow the pins to snap shut with just a gentle push.



DATA

| | |
|----------------------------|-------------------------------------------------|
| CATEGORY | Touring |
| BRAKE WIDTH | 75 - 100mm, 100 - 125mm |
| DIN RANGE | 5.0 - 12.0 |
| BOOT TYPE | T |
| REC. SKIER'S WEIGHT | <120kg |
| STAND HEIGHT | 21,5mm |
| TOE SYSTEM | Pin ISI |
| HEEL | Kingpin |
| COLOR | Black - Red |
| WEIGHT/PC. | 655g |
| ORDER NO. | 7831W1CS (75 - 100mm) 7831W1CW (100 - 125mm) |

COLORS




KEYFEATURES



KINGPIN¹³

The legendary Kingpin DIN 13 combines the lightweight ISI pin toe piece with an alpine heel piece, featuring 0°/7°/13° climbing aids. This design makes it easy to walk on any terrain while ensuring exceptional descents with outstanding performance and top-level release functionality. Perfect for ambitious backcountry and freeride touring enthusiasts, the binding features a stiff, carbon-reinforced front that simplifies entry. A wide footprint with an integrated stop automatically positions and aligns your boot, while kinematically optimized pin levers allow the pins to snap shut with just a gentle push. With a wide hole pattern and XXL power transmitters, this binding delivers direct power transmission for maximum control and enjoyment on every descent.



DATA

| | |
|----------------------------|-------------------------------------------------|
| CATEGORY | Touring |
| BRAKE WIDTH | 75 - 100mm, 100 - 125mm |
| DIN RANGE | 6.0 - 13.0 |
| BOOT TYPE | T |
| REC. SKIER'S WEIGHT | <120kg |
| STAND HEIGHT | 21,5mm |
| TOE SYSTEM | Pin ISI |
| HEEL | Kingpin |
| COLOR | Black - Red |
| WEIGHT/PC. | 715g |
| ORDER NO. | 7933W1MA (75 - 100mm) 7933W1MB (100 - 125mm) |

COLORS



KEYFEATURES



TOURING

KINGPIN

KINGPIN¹⁰

The legendary Kingpin DIN 10 pairs the lightweight ISI pin toe piece with an alpine heel piece, offering 0°/7°/13° climbing aids for effortless walking on varied terrain. This binding ensures remarkable descents with top-tier performance and reliable release functionality, making it ideal for dedicated backcountry and freeride touring enthusiasts. The robust, carbon-reinforced front makes stepping in easier, while a wide footprint with an integrated stop automatically positions and aligns your boot. Kinematically optimized pin levers enable easy closure with a gentle push. With a wide hole pattern and XXL power transmitters, this binding provides exceptional power transmission, ensuring utmost control and fun on the descent.



DATA

| | |
|----------------------------|-------------------------------------------------|
| CATEGORY | Touring |
| BRAKE WIDTH | 75 - 100mm, 100 - 125mm |
| DIN RANGE | 5.0 - 10.0 |
| BOOT TYPE | T |
| REC. SKIER'S WEIGHT | 30 - 105kg |
| STAND HEIGHT | 21,5mm |
| TOE SYSTEM | Pin ISI |
| HEEL | Kingpin |
| COLOR | Black - Red |
| WEIGHT/PC. | 695g |
| ORDER NO. | 7733W1MA (75 - 100mm) 7733W1MB (100 - 125mm) |

COLORS



KEYFEATURES



24

CATALOGUE 25/26

CRUISE¹²

The Cruise DIN 12 binding features several outstanding elements that enhance the touring experience. The ISI toe piece and heel piece significantly lower the effort needed to step in, while the heel is designed for effortless operation. It includes a color-coded climbing aid for comfortable ascents at 0°, 8°, and 12°. The ergonomic design allows the heel piece to rotate easily through 180°, with the brake automatically locking in place. This design facilitates quick and easy transitions between hike mode and ski mode. Additionally, the independent adjustment of vertical and horizontal release further minimizes the risk of false release during descents.



DATA

| | |
|----------------------------|-------------------------------------|
| CATEGORY | Touring |
| BRAKE WIDTH | 90mm, 105mm |
| DIN RANGE | 6.0 - 12.0 |
| BOOT TYPE | T |
| REC. SKIER'S WEIGHT | <120kg |
| STAND HEIGHT | 23mm |
| TOE SYSTEM | Pin ISI |
| HEEL | Cruise |
| COLOR | Black - Green |
| WEIGHT/PC. | 475g |
| ORDER NO. | 7810X1MS (90mm) 7810X1MW (105mm) |

COLORS



CRUISE¹⁰

The Cruise DIN 10 binding features several outstanding elements that enhance the touring experience. The ISI toe piece and heel piece significantly lower the effort needed to step in, while the heel is designed for effortless operation. It includes a color-coded climbing aid for comfortable ascents at 0°, 8°, and 12°. The ergonomic design allows the heel piece to rotate easily through 180°, with the brake automatically locking in place. This design facilitates quick and easy transitions between hike mode and ski mode. Additionally, the independent adjustment of vertical and horizontal release further minimizes the risk of false release during descents.



DATA

| | |
|----------------------------|-------------------------------------|
| CATEGORY | Touring |
| BRAKE WIDTH | 90mm, 105mm |
| DIN RANGE | 4.0 - 10.0 |
| BOOT TYPE | T |
| REC. SKIER'S WEIGHT | 30 - 105kg |
| STAND HEIGHT | 23mm |
| TOE SYSTEM | Pin ISI |
| HEEL | Cruise |
| COLOR | Black - Green |
| WEIGHT/PC. | 475g |
| ORDER NO. | 7610X1MS (90mm) 7610X1MW (105mm) |

COLORS



KEYFEATURES



KEYFEATURES



F12 TOUR EPF

MARKER's F12 Tour EPF is ideal for skiers who want to cross over from alpine touring to resort skiing on occasion. EPF (Extended Power Frame) features a super wide connection to the ski, maximizing power transmission and enhancing the downhill skiing ability of this exceptional uphill climbing product. On top it makes turn initiation easier in any snow conditions.



DATA

| | |
|----------------------------|------------------------------------------------------------------------------------------|
| CATEGORY | Touring |
| SIZE | S 265 - 325 / L 305 - 365 |
| BRAKE WIDTH | 100mm, 110mm |
| DIN RANGE | 4.0 - 12.0 |
| BOOT TYPE | A / T / GW A |
| REC. SKIER'S WEIGHT | <120kg |
| STAND HEIGHT | 36mm |
| TOE SYSTEM | TP Light 2 |
| AFD GLIDING PLATE | Stainless steel |
| HEEL | Hollow linkage 2 |
| COLOR | Black - Anthracite |
| WEIGHT/PC. | 1180g (S 265 - 305) 1190g (L 305 - 365) |
| ORDER NO. | S: 7816W1SS (100mm) S: 7816W1SE (110mm) L: 7816W1LS (100mm) L: 7816W1LE (110mm) |

COLORS



KEYFEATURES




MARKER



F10 TOUR

MARKER's F10 Tour is an ideal entry level touring binding that can offer years of great performance. Focusing on producing the right binding for the end user is MARKER's DNA. For the skier who wants a very light all-day touring setup with solid all-mountain performance, the Tour 10 features a DIN range of 3-10, making it a great choice for lighter weight skiers. Compatible with alpine and touring boots, thanks to Multinorm! The climbing aid works with 0°, 7° and 13° for relaxed uphill climbing in any angle.



DATA

| | |
|----------------------------|----------------------------------------------------------------------------------|
| CATEGORY | Touring |
| SIZE | S 265 - 325 / L 305 - 365 |
| BRAKE WIDTH | 90mm, 100mm |
| DIN RANGE | 3.0 - 10.0 |
| BOOT TYPE | A / T / GW A |
| REC. SKIER'S WEIGHT | 30 - 105kg |
| STAND HEIGHT | 36mm |
| TOE SYSTEM | TP Light 2 |
| AFD GLIDING PLATE | Stainless steel |
| HEEL | Hollow linkage 2 |
| COLOR | Black - White |
| WEIGHT/PC. | 1090g (S 265 - 305) 1100g (L 305 - 365) |
| ORDER NO. | S: 7716W1TC (100) S: 7716W1TS (110) L: 7716W1TD (100) L: 7716W1TL (110) |

COLORS



KEYFEATURES



TOURING

F TOUR

F5 JR TOUR

The F5 JR Tour with a DIN range from 1.5 to 5 is a binding for all occasions and every adventure. Whether on the slopes or climbing to the next peak – nothing stands in the way of the perfect ski day. The frame binding offers all the touring features for ascents, such as the 0°, 7°, and 13° climbing aid, but also delivers optimal transmission of energy and performance on the downhill run due to the frame weighing only 890 g. So it is ideal for every ski day. The toe piece and base plate are compatible with all common boot models, whether children's or adult boots, alpine or touring boots. GripWalk soles also fit into the F5 JR Tour, which complies with every ISO standard. The sole length can be adjusted from 235 to 300 mm, so the binding can grow with the child for a few seasons.



DATA

| | |
|----------------------------|-------------------------|
| CATEGORY | Touring |
| BRAKE WIDTH | 90mm |
| DIN RANGE | 1.5 - 5.0 |
| BOOT TYPE | A / T / GW A / C / GW C |
| REC. SKIER'S WEIGHT | 20 - 60kg |
| STAND HEIGHT | 31mm |
| TOE SYSTEM | TP Light 1 JR |
| AFD GLIDING PLATE | Stainless steel |
| HEEL | Compact Junior |
| COLOR | Anthracite - White |
| WEIGHT/PC. | 880g |
| ORDER NO. | 7216X1JT |

COLORS



KEYFEATURES



26

CATALOGUE 25/26

ALL



Our All-Mountain bindings deliver **exceptional performance across all terrains**. Combining **power, control, and comfort**, they ensure **precise energy transfer and stability**, whether you're **carving groomers** or **exploring off-piste**. Perfect for riders who want versatile bindings to conquer the whole mountain.



MOUNTAIN

COMP¹⁶ GW

The high-performance binding for ambitious on-piste skiers is now also suitable for GripWalk soles. This enables the greatest possible walking comfort, easy step-in, and excellent grip in the binding. The Comp 16 GW black is manufactured exclusively with the highest quality components. The one-part Comp toe piece features magnesium components as well as error-forgiving absorbers underneath. The Comp absorber reliably absorbs short, hard shocks and permanently centres the ski boot in the binding.



DATA

| | |
|---------------------|-----------------|
| CATEGORY | All Mountain |
| BRAKE WIDTH | 90mm |
| DIN RANGE | 6.0 - 16.0 |
| BOOT TYPE | A / GW A |
| REC. SKIER'S WEIGHT | 60 + kg |
| STAND HEIGHT | 18mm |
| TOE SYSTEM | Comp |
| AFD GLIDING PLATE | Stainless steel |
| HEEL | Comp TCX |
| COLOR | Black |
| WEIGHT/PC. | 1200g |
| ORDER NO. | 6920Y1MB |

COLORS



KEYFEATURES



COMP¹² GW

The Comp 12 GW black is also suitable for boots with GripWalk soles. It has the same high-quality design as all Comp models and includes DIN values from 4.0 to 12.0. The one-part screw connection of the toe piece by means of a 3-point hole pattern results in an extremely direct force transmission, which is not diminished by the absorbers underneath providing error-forgiving characteristics. The Comp absorber absorbs short, hard shocks and always keeps the ski boot optimally centred in the binding.



DATA

| | |
|---------------------|-----------------|
| CATEGORY | All Mountain |
| BRAKE WIDTH | 90mm |
| DIN RANGE | 4.0 - 12.0 |
| BOOT TYPE | A / GW A |
| REC. SKIER'S WEIGHT | <120kg |
| STAND HEIGHT | 18mm |
| TOE SYSTEM | Comp |
| AFD GLIDING PLATE | Stainless steel |
| HEEL | Comp TCX |
| COLOR | Black |
| WEIGHT/PC. | 1160g |
| ORDER NO. | 6820Y1MB |

COLORS



KEYFEATURES



12.0 TPX

The 12.0 TPX all-mountain binding is suited for advanced to expert skiers looking for a combination of high performance, comfort, and GripWalk compatibility. The Triple Pivot X toe offers great power transmission, upward release function, and low swing weight, while the TCX Light heel contributes to comfort with the easy step in afforded by Twincam technology.



DATA

| | |
|---------------------|--------------------|
| CATEGORY | All Mountain |
| BRAKE WIDTH | 90mm |
| DIN RANGE | 4.0 - 12.0 |
| BOOT TYPE | A / GW A |
| REC. SKIER'S WEIGHT | <120kg |
| STAND HEIGHT | 18mm |
| TOE SYSTEM | TPX |
| AFD GLIDING PLATE | Stainless steel |
| HEEL | TCX light |
| COLOR | Black - Anthracite |
| WEIGHT/PC. | 975g |
| ORDER NO. | 6820T1MA |

COLORS



KEYFEATURES



11.0 TP

The 11.0 TP gives intermediate through advanced skiers a lightweight, high performing binding with incredible versatility. The Triple Pivot Compact toe has a horizontal spring providing low swing weight and more available comfort with GripWalk boot sole compatibility. The TCX light heel pieces are easy to step into thanks to Twincam technology.



DATA

| | |
|---------------------|----------------------------------------------------------------------------------------|
| CATEGORY | All Mountain |
| BRAKE WIDTH | 90mm |
| DIN RANGE | 3.0 - 11.0 |
| BOOT TYPE | A / GW A |
| REC. SKIER'S WEIGHT | 30 - 110kg |
| STAND HEIGHT | 18mm |
| TOE SYSTEM | TP Compact 2 |
| AFD GLIDING PLATE | Stainless steel |
| HEEL | TCX light |
| COLOR | Black - Anthracite (C1) White (C2) |
| WEIGHT/PC. | 945g |
| ORDER NO. | 6720T1MA (90mm C1) 6720S1MB (90mm C2) 6720T1MC (110mm C1) 6720S1MD (110mm C2) |

COLORS



KEYFEATURES



RACE PLATE PRO *NEW*

The Race Plate PRO from MARKER is engineered for skiers seeking precision and agility. With its cutting-edge design, this plate delivers a new level of power, control, and race-ready performance. Whether you're carving turns or pushing your limits, the Race Plate PRO enhances your skiing experience.



DATA

| | |
|-------------|-------------------------|
| CATEGORY | All Mountain |
| SOLE LENGTH | 260 - 380mm |
| COLOR | Black - White |
| WEIGHT/PC. | 367g |
| ORDER NO. | 2023Z1SW (bulk: 5 pair) |

COLORS



10.0 TP

Stunning all-mountain performance for the young and light-weight carving novices. The Compact 3 heel provides easy step-in comfort and great power transmission, while the TP Compact toe delivers all the ski control you need.



DATA

| | |
|---------------------|--------------------|
| CATEGORY | All Mountain |
| BRAKE WIDTH | 85mm |
| DIN RANGE | 3.0 - 10.0 |
| BOOT TYPE | A / GW A |
| REC. SKIER'S WEIGHT | 30 - 105kg |
| STAND HEIGHT | 20mm |
| TOE SYSTEM | TP Compact 2 |
| AFD GLIDING PLATE | Stainless steel |
| HEEL | Compact 3 |
| COLOR | Black - Anthracite |
| WEIGHT/PC. | 760g |
| ORDER NO. | 6520T1MA |

COLORS



KEYFEATURES



MARKER

FREE 7

The Free 7 is MARKER's all-purpose Junior freeskiing binding, featuring an 95 mm brake for all mountain oriented junior twin-tips and mid-fat junior skis. Its toe and heel designs allow compatibility with both adult and junior boot lug designs. It comes with EPS, AFD gliding plate, Quick Adjust Compact heel and Biotech system.



DATA

| | |
|---------------------|-----------------------------------|
| CATEGORY | All Mountain |
| BRAKE WIDTH | 95mm |
| DIN RANGE | 2.0 - 7.0 |
| BOOT TYPE | A / GW A / C / GW C |
| REC. SKIER'S WEIGHT | 24 - 75kg |
| STAND HEIGHT | 22mm |
| TOE SYSTEM | Junior 4linkage |
| AFD GLIDING PLATE | JR Active AFD |
| HEEL | Compact Junior |
| COLOR | Black (C1) White - Silver (C2) |
| WEIGHT/PC. | 575g |
| ORDER NO. | 6224U1MS (C1) 6224U1MW (C2) |

COLORS



KEYFEATURES



7.0

MARKER's 7.0 Junior bindings offer high-level features like the 4-linkage JR toe and compact JR heel to the very youngest of skiers, allowing them to easily step in and out of the binding on their own. Apart from that the binding provides great skiing performance and always enough pressure on the edge. Compatible with children and adult boots (type A and C) and GripWalk boots.



DATA

| | |
|---------------------|----------------------------------------------------------------|
| CATEGORY | All Mountain |
| BRAKE WIDTH | 70mm, 85mm |
| DIN RANGE | 2.0 - 7.0 |
| BOOT TYPE | A / GW A / C / GW C |
| REC. SKIER'S WEIGHT | 24 - 75kg |
| STAND HEIGHT | 22mm |
| TOE SYSTEM | Junior 4linkage |
| AFD GLIDING PLATE | JR Active AFD |
| HEEL | Compact Junior |
| COLOR | Black - Anthracite (C1) White (C2) |
| WEIGHT/PC. | 570g |
| ORDER NO. | 6220T1MA (70mm C1) 6220T1MB (70mm C2) 6220U1MC (85mm C1) |

COLORS



KEYFEATURES



ALL MOUNTAIN

10.0 TP - FREE 7 - 7.0 - 4.5

4.5

MARKER's 4.5 Junior bindings offer high-level features like the 4-linkage JR toe and Compact JR 2 heel to the very youngest of skiers, allowing them to easily step in and out of the binding on their own. Apart from that the binding provides great riding safety and always enough pressure on the edge. Compatible with children and adult boots (type A and C) and GripWalk boots.



DATA

| | |
|---------------------|----------------------------------------------------------------|
| CATEGORY | All Mountain |
| BRAKE WIDTH | 70mm, 85mm |
| DIN RANGE | 0.75 - 4.5 |
| BOOT TYPE | A / GW A / C / GW C |
| REC. SKIER'S WEIGHT | 12 - 57kg |
| STAND HEIGHT | 22mm |
| TOE SYSTEM | Junior 4linkage |
| AFD GLIDING PLATE | JR Active AFD |
| HEEL | Compact Junior |
| COLOR | Black - Anthracite (C1) White (C2) |
| WEIGHT/PC. | 570g |
| ORDER NO. | 6120T1MA (70mm C1) 6120T1MB (70mm C2) 6120T1MC (85mm C1) |

COLORS



KEYFEATURES




30

CATALOGUE 25/26



RENTAL DEMO

レンタル用ビンディングはレンタル使用目的の
ご注文のみ承ります。



MARKER's rental and demo bindings are engineered for **easy adjustment** and **maximum durability**, making them ideal for **high-frequency use**. These models are built to handle a wide range of skiing styles while maintaining the **highest safety standards**, ensuring a **top-quality experience** for every skier.

GRIFFON¹³ D

The lighter version of the Jester, providing the same features for younger and lighter riders, is one of the most versatile freeride bindings on the market today, made for advanced to expert skiers. The Griffon 13 D is equipped with all Triple Pivot Elite toe and Inter Pivot 3 freeride heel. Both are lighter and stiffer than previous parts and deliver improved edge grip and control and easy entry. The Anti Ice Rail makes it easy to scrape off snow and ice from the sole. Due to the FDT technology, another important feature for the rental business is the toolless length adjustment of toe and heel. Griffon 13 D is available with 90, 100 and 110mm brakes.



DATA

| | |
|---------------------|---------------------------------------------------------------------------------------------------------------------|
| CATEGORY | Freeride Rental |
| BRAKE WIDTH | 90mm, 100mm, 110mm, 120mm |
| DIN RANGE | 4.0 - 13.0 |
| BOOT TYPE | A / GW A |
| REC. SKIER'S WEIGHT | <120kg |
| STAND HEIGHT | 28mm |
| TOE SYSTEM | TP Elite 3 |
| AFD GLIDING PLATE | Stainless steel |
| HEEL | Inter Pivot 3 |
| COLOR | Black |
| WEIGHT/PC. | 1320g |
| ORDER NO. | 7520U1GA; 90 mm (w/plate) 7520U1GD; 100 mm (w/plate) 7520U1GB; 110 mm (w/plate) 7520X1GE; 120 mm (w/plate) |

COLORS



GRIFFON¹³ TCX D

The proven demo version of the Griffon 13 with TCX heel for a more alpine-oriented target group. It combines a more comfortable entry with very skiing riding performance. Made for advanced to expert skiers. The Griffon is equipped with the Triple Pivot Elite toe, TCX heel and the Anti Ice Rail to scrape off snow from the boot sole. Due to the FDT technology, another important feature for the rental business is the toolless length adjustment of toe and heel. Griffon 13 TCX D is available with 90, 100 and 110mm brakes.



DATA

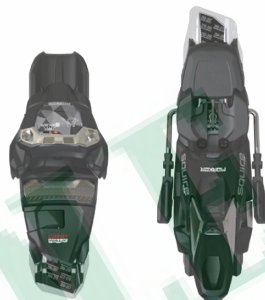
| | |
|---------------------|---------------------------------------------------------|
| CATEGORY | Freeride Rental |
| BRAKE WIDTH | 90mm, 100mm, 110mm |
| DIN RANGE | 4.0 - 13.0 |
| BOOT TYPE | A / GW A |
| REC. SKIER'S WEIGHT | <120kg |
| STAND HEIGHT | 25mm |
| TOE SYSTEM | TP Elite 3 |
| AFD GLIDING PLATE | Stainless steel |
| HEEL | Comp TCX |
| COLOR | Black |
| WEIGHT/PC. | 1270g |
| ORDER NO. | 6862Y1GA (90mm) 6862Y1GB (100mm) 6862Y1GC (110mm) |

COLORS



SQUIRE¹¹ TCX D

The Squire 11 TCX Demo is designed for intermediate and lighter weight advanced freeride/freestyle skiers looking for great power transmission and a compact, robust construction. Especially the very light, optimized Triple Pivot Light toe piece, equipped with a distinctive Ice Off Rail, immediately catches the eye. The proven TCX heel is easy to use and requires only low entry forces. Thanks to the FDT technology, the tool-less length adjustment of heel and toe makes life very easy for all rental businesses.



DATA

| | |
|---------------------|-------------------------------------|
| CATEGORY | Freeride Rental |
| BRAKE WIDTH | 90mm, 100mm |
| DIN RANGE | 3.0 - 11.0 |
| BOOT TYPE | A / GW A |
| REC. SKIER'S WEIGHT | 30 - 105kg |
| STAND HEIGHT | 25mm |
| TOE SYSTEM | TP Light 2 |
| AFD GLIDING PLATE | Stainless steel |
| HEEL | TCX light |
| COLOR | Black |
| WEIGHT/PC. | 1165g |
| ORDER NO. | 6762V1MA (90mm) 6762V1MB (100mm) |

COLORS



COMP¹⁴ FDT *NEW*

The Comp 14 FDT is a premium, high-performance ski binding designed specifically for ski rentals. Perfect for ambitious piste skiers, this advanced binding features the renowned FDT system for easy mounting on all MARKER FDT plates. Built with only top-quality components, the one-piece Comp toe piece and shock-absorbing technology provide excellent performance across all snow conditions. With its reliable Comp damper, short impacts are absorbed while maintaining consistent boot alignment, ensuring a smooth and responsive skiing experience.



DATA

| | |
|---------------------|-----------------|
| CATEGORY | Race Rental |
| BRAKE WIDTH | 90mm |
| DIN RANGE | 5.0 - 14.0 |
| BOOT TYPE | A / GW A |
| REC. SKIER'S WEIGHT | max. 120kg |
| STAND HEIGHT | 32mm |
| TOE SYSTEM | Comp |
| AFD GLIDING PLATE | Stainless steel |
| HEEL | Comp TCX |
| COLOR | Black |
| WEIGHT/PC. | 1460g |
| ORDER NO. | 6963Z1MB |

COLORS



KEYFEATURES



KEYFEATURES



KEYFEATURES



KEYFEATURES



FDT TPX¹²

FDT is the innovative and super convenient binding system by MARKER. 3 different plate versions (plate, high performance, junior) feature an angled scale with integrated bar code, easy DIN-setting and good visibility of contact pressure.

Mounted on the FDT plate the 12.0 TPX all-mountain binding is suited for advanced to expert skiers looking for a combination of high performance, comfort, and GripWalk compatibility. The Triple Pivot X toe offers great power transmission, upward release function, and low swing weight, while the TCX Light heel contributes to comfort with the easy step in afforded by TwinCam technology.



DATA

| | |
|---------------------|---------------------|
| CATEGORY | All Mountain Rental |
| BRAKE WIDTH | 90mm |
| DIN RANGE | 4.0 - 12.0 |
| BOOT TYPE | A / GW A |
| REC. SKIER'S WEIGHT | <120kg |
| STAND HEIGHT | 28mm |
| TOE SYSTEM | TPX |
| AFD GLIDING PLATE | Stainless steel |
| HEEL | TCX light |
| COLOR | Black - Anthracite |
| WEIGHT/PC. | 1270g |
| ORDER NO. | 6862U1MCS (90mm) |

COLORS



KEYFEATURES



FDT TP¹⁰

The 10.0 TP with FDT plate gives novice to intermediate skiers a lightweight, performance-oriented rental binding system with great versatility. The Triple Pivot compact toe has a horizontal spring providing low swing weight and more comfort with GripWalk boot sole compatibility. The Compact 3 heel is extremely light and easy to step into, with secure power transmission for improving skiers.



DATA

| | |
|---------------------|--------------------------------------|
| CATEGORY | All Mountain Rental |
| BRAKE WIDTH | 80mm, 90mm |
| DIN RANGE | 3.0 - 10.0 |
| BOOT TYPE | A / GW A |
| REC. SKIER'S WEIGHT | 30 - 105kg |
| STAND HEIGHT | 26mm |
| TOE SYSTEM | TP Compact 2 |
| AFD GLIDING PLATE | Stainless steel |
| HEEL | Compact 3 |
| COLOR | Black - Anthracite |
| WEIGHT/PC. | 990g |
| ORDER NO. | 6562W1MCS (80mm) 6562X1MWS (90mm) |

COLORS



KEYFEATURES



FDT 7.0

FDT is the innovative and super convenient binding system by MARKER. MARKER's 7.0 Junior bindings with FDT plate offer high-level features like the 4-linkage JR toe and compact JR heel to the very youngest of skiers, allowing them to easily step in and out of the binding on their own. Apart from that the binding provides great skiing performance and always enough pressure on the edge. Compatible with children and adult boots (type A and C) and GripWalk boots.



DATA

| | |
|---------------------|------------------------------------|
| CATEGORY | All Mountain Rental |
| SIZE | L 235 - 330 |
| BRAKE WIDTH | 70 mm, 85mm |
| DIN RANGE | 2.0 - 7.0 |
| BOOT TYPE | A / GW A / C / GW C |
| REC. SKIER'S WEIGHT | 24 - 75kg |
| STAND HEIGHT | 24mm |
| TOE SYSTEM | Junior 4linkage |
| AFD GLIDING PLATE | JR Active AFD |
| HEEL | Compact Junior |
| COLOR | Black - Anthracite |
| WEIGHT/PC. | 650g |
| ORDER NO. | 6263W1MA (70mm) 6263W1MC (85mm) |

KEYFEATURES



FDT 4.5

FDT is the innovative and super convenient binding system by MARKER. MARKER's 4.5 Junior bindings with FDT plate offer high-level features like the 4-linkage Jr toe and Compact Jr 2 heel to the very youngest of skiers, allowing them to easily step in and out of the binding on their own. Apart from that the binding provides great riding safety and always enough pressure on the edge. Compatible with children and adult boots (type A and C) and GripWalk boots.



DATA

| | |
|---------------------|------------------------------------|
| CATEGORY | All Mountain Rental |
| SIZE | S 190 - 285 |
| BRAKE WIDTH | 70mm, 85mm |
| DIN RANGE | 0.75 - 4.5 |
| BOOT TYPE | A / GW A / C / GW C |
| REC. SKIER'S WEIGHT | 12 - 57kg |
| STAND HEIGHT | 24mm |
| TOE SYSTEM | Junior 4linkage |
| AFD GLIDING PLATE | JR Active AFD |
| HEEL | Compact Junior |
| COLOR | Black - Anthracite |
| WEIGHT/PC. | 650g |
| ORDER NO. | 6163W1MA (70mm) 6163W1MC (85mm) |

KEYFEATURES



7.0 RTL

MARKER's 7.0 Junior bindings offer high-level features like the 4-linkage Jr toe and Compact Junior heel to the very youngest of skiers, allowing them to easily step in and out of the binding on their own. Apart from that the binding provides great skiing performance and always enough pressure on the edge. Compatible with children and adult boots (type A and C) and GripWalk boots.



DATA

| | |
|---------------------|---------------------|
| CATEGORY | All Mountain Rental |
| BRAKE WIDTH | 70mm |
| DIN RANGE | 2.0 - 7.0 |
| BOOT TYPE | A / GW A / C / GW C |
| REC. SKIER'S WEIGHT | 24 - 75kg |
| STAND HEIGHT | 22mm |
| TOE SYSTEM | Junior 4linkage |
| AFD GLIDING PLATE | JR Active AFD |
| HEEL | Compact Junior |
| COLOR | Black - Anthracite |
| WEIGHT/PC. | 595g |
| ORDER NO. | 6220T1MR |

COLORS



KEYFEATURES



MARKER

4.5 RTL

MARKER's 4.5 Junior bindings offer high-level features like the 4-linkage Jr toe and Compact Jr 2 heel to the very youngest of skiers, allowing them to easily step in and out of the binding on their own. Apart from that the binding provides great riding safety and always enough pressure on the edge. Compatible with children and adult boots (type A and C) and GripWalk boots.



DATA

| | |
|---------------------|---------------------|
| CATEGORY | All Mountain Rental |
| BRAKE WIDTH | 70mm |
| DIN RANGE | 0.75 - 4.5 |
| BOOT TYPE | A / GW A / C / GW C |
| REC. SKIER'S WEIGHT | 12 - 57kg |
| STAND HEIGHT | 22mm |
| TOE SYSTEM | Junior 4linkage |
| AFD GLIDING PLATE | JR Active AFD |
| HEEL | Compact Junior |
| COLOR | Black - Anthracite |
| WEIGHT/PC. | 595g |
| ORDER NO. | 6120T1MR |

COLORS



KEYFEATURES



RENTAL DEMO

7.0 RTL - 4.5 RTL

34


CATALOGUE 25/26





ALPINIST DEMO¹⁰ ALPINIST DEMO⁸

Designed for rentals, the Super-light pin binding with DIN 10 combines performance and convenience. It includes a comfortable ISI toe piece and a pre-mounted brake, with an adjustment range that accommodates sole lengths from 253 to 359 mm. The binding sits on a weight-optimized plate featuring a scratch-proof scale and allows for effortless adjustments without tools by simply pressing a lever. The boot is automatically positioned and aligned on the wide footprint with an integrated stop. Kinematically optimized pin levers let the pins snap shut with minimal effort. Similar to the other Alpinists, this binding offers active length compensation in the ski flex area and excellent power transmission during descents, thanks to a 38 mm wide hole pattern. The heel features 0°, 5°, and 9° climbing aids for quick and easy transitions between ascent and descent modes.



DATA

| | |
|---------------------|-------------------------------------|
| CATEGORY | Touring Rental |
| BRAKE WIDTH | 90mm, 105mm |
| DIN RANGE | 4.0 - 10.0 |
| BOOT TYPE | T |
| REC. SKIER'S WEIGHT | max. 110kg |
| STAND HEIGHT | 21mm |
| TOE SYSTEM | Pin ISI |
| HEEL | Alpinist |
| COLOR | Black |
| WEIGHT/PC. | 535g |
| ORDER NO. | 7735WIMS (90mm) 7735WIMW (105mm) |

COLORS



KEYFEATURES



The Super-light pin binding with DIN 8 is expertly designed for rental use, featuring a comfortable ISI toe piece and a pre-mounted brake. It offers an adjustment range for sole lengths from 253 to 359 mm. The binding is mounted on a weight-optimized plate with a scratch-proof scale, allowing for tool-free adjustments with just the press of a lever. The wide footprint with an integrated stop automatically positions and aligns the boot for ease of use. Kinematically optimized pin levers enable the pins to snap shut effortlessly with a gentle push. Like the other Alpinist models, this binding includes active length compensation in the ski flex area and ensures impressive power transmission during descents, thanks to a 38 mm wide hole pattern. The heel features 0°, 5°, and 9° climbing aids and allows for quick and easy switching between ascent and descent modes.



DATA

| | |
|---------------------|----------------|
| CATEGORY | Touring Rental |
| BRAKE WIDTH | 90mm |
| DIN RANGE | 3.0 - 8.0 |
| BOOT TYPE | T |
| REC. SKIER'S WEIGHT | max. 110kg |
| STAND HEIGHT | 21 mm |
| TOE SYSTEM | Pin ISI |
| HEEL | Alpinist |
| COLOR | Black |
| WEIGHT/PC. | 535g |
| ORDER NO. | 7435WIMS |

COLORS



KEYFEATURES



KINGPIN¹³ DEMO

The full Kingpin performance with pin technology is also available for high-quality rental business and has lost a whopping 120 g compared to the previous model. All well-known Kingpin features including the ISI toe with two springs are mounted on a tool-less adjustable demo system to fit all sole lengths. For faster rental handling and satisfied customers!



DATA

| | |
|---------------------|----------------|
| CATEGORY | Touring Rental |
| BRAKE WIDTH | 100 - 125mm |
| DIN RANGE | 6.0 - 13.0 |
| BOOT TYPE | T |
| REC. SKIER'S WEIGHT | max. 120kg |
| STAND HEIGHT | 28,5mm |
| TOE SYSTEM | Pin ISI |
| HEEL | Kingpin |
| COLOR | Black - Red |
| WEIGHT/PC. | 885g |
| ORDER NO. | 7934W1MB |

COLORS



KEYFEATURES



KINGPIN¹⁰ DEMO

Full Kingpin performance with pin technology is also available for high end rentals and has lost a whopping 120 g over the previous model. All of the familiar Kingpin features, including the Kingpin toe with only two springs, are mounted on a tool-less adjustable carrier system that fits any sole length. For faster rental handling and satisfied customers.



DATA

| | |
|---------------------|----------------|
| CATEGORY | Touring Rental |
| BRAKE WIDTH | 75 - 100mm |
| DIN RANGE | 5.0 - 10.0 |
| BOOT TYPE | T |
| REC. SKIER'S WEIGHT | 30 - 105kg |
| STAND HEIGHT | 28,5mm |
| TOE SYSTEM | Pin ISI |
| HEEL | Kingpin |
| COLOR | Black - Red |
| WEIGHT/PC. | 865g |
| ORDER NO. | 7734W1MA |

COLORS



KEYFEATURES



CRUISE¹⁰ DEMO

The Cruise 10, which was successfully launched in 2023, is now also available as a rental binding. This makes it easy to enter the world of ski touring and – thanks to the ISI toe piece – simplifies pin binding step-in even further. With two color-coded climbing aids, the easy-to-use heel piece ensures comfortable climbing at 0°, 8°, and 12° on virtually any slope. The ergonomic design allows the heel piece to be rotated 180° for a comfortable, automatic brake lock. This makes switching from walking to skiing mode and back extremely easy.

Occasional tourers also benefit from the independent adjustment of vertical and horizontal release, as this significantly reduces the risk of false release, especially during descent.

We think about tomorrow! Without compromising on quality and performance, the Cruise 10 Demo is largely made of bio-based and recycled plastic fibres. This reduces waste and carbon emissions compared to the conventional manufacturing process.




DATA

| | |
|---------------------|-------------------------------------|
| CATEGORY | Touring Rental |
| BRAKE WIDTH | 90mm, 105mm |
| DIN RANGE | 4.0 - 10.0 |
| BOOT TYPE | T |
| REC. SKIER'S WEIGHT | max. 110kg |
| STAND HEIGHT | 23mm |
| TOE SYSTEM | Pin ISI |
| HEEL | Cruise |
| COLOR | Black - Green |
| WEIGHT/PC. | 645g |
| ORDER NO. | 7615Y1MS (90mm) 7615Y1MW (105mm) |

COLORS



KEYFEATURES





FDT HIGH PERFORMANCE PLATE



DATA

| | |
|--------------------|-------------------------------------------------------|
| CATEGORY | All Mountain |
| SOLE LENGTH | 260 - 388 mm |
| COLOR | Black - Anthracite |
| WEIGHT/PC. | 275g |
| ORDER NO. | 2065UIIMP (bulk: 20 pair) 2064UIIMP (bulk: 5 pair) |

COLORS



FDT Q6 PLATE



DATA

| | |
|--------------------|-----------------------------------------------------|
| CATEGORY | All Mountain |
| SOLE LENGTH | 260 - 388mm |
| COLOR | Black |
| WEIGHT/PC. | 210g |
| ORDER NO. | 2065W1MA (bulk: 25 pair) 2064W1MA (bulk: 5 pair) |

COLORS



FDT Q6 JUNIOR PLATE



DATA

| | |
|--------------------|------------------------------------------------------------------|
| CATEGORY | All Mountain |
| SOLE LENGTH | S 190 - 285mm L 235 - 330mm |
| COLOR | Black |
| WEIGHT/PC. | 210g |
| ORDER NO. | 2075W1SS (Small, bulk: 5 pair) 2075W1SL (Large, bulk: 5 pair) |

COLORS



COMPETITION & RACE

NEW



COMP 30

Brake width
DIN range
Color
Order No

85mm
15.0 - 30.0
Black - Flo - Red
7130Z1MS

NEW



COMP 20

85mm
11.0 - 20.0
Black - Flo - Red
7120Z1MS



COMP 16

85mm
6.0 - 16.0
Black - Flo - Red
6920Y1MS



COMP 12

85mm
4.0 - 12.0
Black - Flo - Red
6820Y1MS



COMP 10 TCX

85mm
3.0 - 10.0
Black - Flo - Red
6520Y1MT



COMP 10

85mm
3.0 - 10.0
Black - Flo - Red
6520Y1MS



COMP JUNIOR 8

85mm
2.0 - 8.0
Black - Flo - Red
6320Y1MS

FREERIDE ROYAL FAMILY



DUKE PT 16

Brake width
DIN range
Color
Order No

100mm, 125mm
6.0 - 16.0
Anthracite - Black
7650Y1AS (100mm)
7650Y1AB (125mm)



DUKE PT 13

100mm, 125mm
4.0 - 13.0
Gray - Black
7550Y1GS (100mm)
7550Y1GB (125mm)



DUKE PT 11

100mm, 125mm
3.0 - 11.0
Anthracite - Gray
7450X1AS (100mm)
7450X1AB (125mm)

NEW
X SERIES



JESTER X 16 MWERKS

90mm, 105mm, 120mm
6.0 - 16.0
Black - Orange
7625Z1OA (90mm)
7625Z1OB (105mm)
7625Z1OD (120mm)



JESTER 18 PRO

90mm, 110mm, 120mm
8.0 - 18.0
Black
7924Y1JS (90mm)
7924Y1JV (110mm)
7924Y1JB (120mm)



JESTER 16

90mm, 100mm, 110mm, 120mm
6.0 - 16.0
Anthracite - Black
7824X1JA (90mm)
7624Y1JB (100mm)
7624X1JC (110mm)
7624X1JD (120mm)



JESTER 16

90mm, 100mm, 110mm, 120mm
6.0 - 16.0
Gray - Turquoise
7624Y1GA (90mm)
7624Y1GB (100mm)
7624Y1GC (110mm)
7624Y1GD (120mm)



JESTER 16

90mm, 100mm, 110mm, 120mm
6.0 - 16.0
Anthracite - Black - Red
7624Y1RA (90mm)
7624Y1RB (100mm)
7624Y1RC (110mm)
7624Y1RD (120mm)

NEW
X SERIES



GRIFFON X 13 MWERKS

90mm, 105mm, 120mm
4.0 - 13.0
Graphite - Black
7525Z1GA (90mm)
7525Z1GB (105mm)
7525Z1GD (120mm)



GRIFFON 13

90mm, 100mm, 110mm, 120mm
4.0 - 13.0
Black
7524U1GA (90mm)
7524U1GB (100mm)
7524U1GC (110mm)
7524U1GD (120mm)



GRIFFON 13

90mm, 100mm, 110mm, 120mm
4.0 - 13.0
White
7524U1GE (90mm)
7524U1GF (100mm)
7524U1GP (110mm)
7524U1GR (120mm)

NEW COLOR



GRIFFON 13

90mm, 100mm, 110mm, 120mm
4.0 - 13.0
Black - Purple
7524Y1VA (90mm)
7524Y1VB (100mm)
7524Y1VC (110mm)
7524Y1VD (120mm)

NEW COLOR



GRIFFON 13

90mm, 100mm, 110mm, 120mm
4.0 - 13.0
Black - Powder blue
7524Z1BA (90mm)
7524Z1BB (100mm)
7524Z1BC (110mm)
7524Z1BD (120mm)

NEW COLOR



GRIFFON 13

90mm, 100mm, 110mm, 120mm
4.0 - 13.0
Black - Olive green
7524Z1OA (90mm)
7524Z1OB (100mm)
7524Z1OC (110mm)
7524Z1OD (120mm)



SQUIRE 11

90mm, 100mm, 110mm
3.0 - 11.0
Black
7424V1MA (90mm)
7424V1MB (100mm)
7424V1MC (110mm)



SQUIRE 11

90mm, 100mm, 110mm
3.0 - 11.0
White
7424V1MD (90mm)
7424V1ME (100mm)
7424V1MF (110mm)

NEW COLOR



SQUIRE 11

90mm, 100mm, 110mm
3.0 - 11.0
Black - Yellow
7424Z1YA (90mm)
7424Z1YB (100mm)
7424Z1YC (110mm)



SQUIRE 11

90mm, 100mm, 110mm
3.0 - 11.0
Black - Teal
7424Y1PA (90mm)
7424Y1PB (100mm)
7424Y1PC (110mm)



SQUIRE 11

90mm, 100mm, 110mm
3.0 - 11.0
Black - Tan
7424Y1TA (90mm)
7424Y1TB (100mm)
7424Y1TC (110mm)



SQUIRE 10

85mm, 100mm
3.0 - 10.0
Black - Anthracite
7224V1MA (85mm)
7224V1MB (100mm)

EOC FAMILY BINDINGS

Ski
Brake width
DIN range
Color
Order No

GRIFFFON 13

K2 Reckoner 102
110mm
4.0 - 13.0
Green - Black
7524Z1KC



GRIFFFON 13

LINE Chronic 101
101mm
4.0 - 13.0
Black - Light blue
7524Z1LB



GRIFFFON 13

Völkl Mantra 88
90mm
4.0 - 13.0
Black - Blue
7524Z1VM



Brake width
DIN range
Color
Order No

ALPINIST 8

90mm (w/o brake)
(105+115mm optional)
3.0 - 8.0
Black - Purple
7433W1MV (w/o brake)
7432W1MV (90mm)

ALPINIST 8

90mm (w/o brake)
(105+115mm optional)
3.0 - 8.0
Black
7433W1MS (w/o brake)
7432W1MS (90mm)

ALPINIST 12 LONGTRAVEL

(w/o brake)
(90mm, 105mm optional)
6.0 - 12.0
Black
7834W1ML

ALPINIST 10 LONGTRAVEL

(w/o brake)
(90mm, 105mm optional)
4.0 - 10.0
Black
7734W1ML

ALPINIST JR LONGTRAVEL

90mm
2.0 - 6.0
Anthracite - White
7232X1MJ

KINGPIN MWERKS 12

75 - 100mm
100 - 125mm
5.0 - 12.0
Black - Red
7831W1CS (75 - 100mm)
7831W1CW (100 - 125mm)

KINGPIN 13

75 - 100mm
100 - 125mm
6.0 - 13.0
Black - Red
7933W1MA (75 - 100mm)
7933W1MB (100 - 125mm)

KINGPIN 10

75 - 100mm
100 - 125mm
5.0 - 10.0
Black - Red
7733W1MA (75 - 100mm)
7733W1MB (100 - 125mm)

CRUISE 12

90mm, 105mm
6.0 - 12.0
Black - Green
7810X1MS (90mm)
7810X1MW (105mm)

CRUISE 10

90mm, 105mm
4.0 - 10.0
Black - Green
7610X1MS (90mm)
7610X1MW (105mm)

Size
Brake width
DIN range
Color
Order No

F12 TOUR EPF

S 265 - 325mm
L 305 - 365mm
100mm, 110mm
4.0 - 12.0
Black - Anthracite
7816W1SS (S - 100mm)
7816W1LS (L - 100mm)
7816W1SE (S - 110mm)
7816W1LE (L - 110mm)

F10 TOUR

S 265 - 325mm
L 305 - 365mm
90mm, 100mm
3.0 - 10.0
Black - White
7716W1TC (S - 90mm)
7716W1TD (L - 90mm)
7716W1TS (S - 100mm)
7716W1TL (L - 100mm)

F5 JR TOUR

235 - 300mm
90mm
1.5 - 5.0
Anthracite - White
7216X1JT

Brake width
DIN range
Color
Order No

ALL MOUNTAIN

COMP 16 GW

90mm
6.0 - 16.0
Black
6920Y1MB (90mm)

COMP 12 GW

90mm
4.0 - 12.0
Black
6820Y1MB (90mm)

12.0 TPX

90mm
4.0 - 12.0
Black - Anthracite
6820T1MA (90mm)

11.0 TP

90mm, 110mm
3.0 - 11.0
Black - Anthracite
6720T1MA (90mm)
6720T1MC (110mm)

11.0 TP

90mm, 110mm
3.0 - 11.0
White
6720S1MB (90mm)
6720S1MD (110mm)

10.0 TP

85mm
3.0 - 10.0
Black - Anthracite
6520T1MA (85mm)

TOURING

ALPINIST FREE 13

105mm (w/o brake)
6.0 - 13.0
Black - Silver
7921Y1FS (w/o brake)
7920Y1FS (105mm)

ALPINIST FREE 11

105mm (w/o brake)
4.0 - 11.0
Black - Silver
7721Y1FS (w/o brake)
7720Y1FS (105mm)

ALPINIST 12

90mm (w/o brake)
(105+115mm optional)
6.0 - 12.0
Black
7833W1MS (w/o brake)
7832W1MS (90mm)

ALPINIST 10

90mm (w/o brake)
(105+115mm optional)
4.0 - 10.0
Black
7733W1MS (w/o brake)
7732W1MS (90mm)

JUNIOR

Brake width
DIN range
Color
Order No



FREE 7

95mm
2.0 - 7.0
Black
6224U1MS (95mm)



FREE 7

95mm
2.0 - 7.0
White - Silver
6224U1MW (95mm)



7.0

70mm, 85mm
2.0 - 7.0
Black - Anthracite
6220T1MA (70mm)
6220U1MC (85mm)



7.0

70mm
2.0 - 7.0
White
6120T1MB (70mm)



4.5

70mm, 85mm
0.75 - 4.5
Black - Anthracite
6120T1MA (70mm)
6120T1MC (85mm)



4.5

70mm
0.75 - 4.5
White
6120T1MB (70mm)



FDT TP 10

Size
Brake width
DIN range
Color
Order No

80mm, 90mm
3.0 - 10.0
Black - Anthracite
6562W1MCS (w/plate, 80mm)
6562X1MWS (w/plate, 90mm)



FDT 7.0

L 235 - 330
70mm, 85mm
2.0 - 7.0
Black - Anthracite
6263W1MA (w/plate, 70mm)
6263W1MC (w/plate, 85mm)



7.0 RTL

70mm
2.0 - 7.0
Black - Anthracite
6220T1MR (70mm)



FDT 4.5

S 190 - 285
70mm, 85mm
0.75 - 4.5
Black - Anthracite
6163W1MA (w/plate, 70mm)
6163W1MC (w/plate, 85mm)



4.5 RTL

70mm
0.75 - 4.5
Black - Anthracite
6120T1MR (70mm)



ALPINIST DEMO 10

90mm, 105mm
4.0 - 10.0
Black
7735W1MS (90mm)
7735W1MW (105mm)



ALPINIST DEMO 8

90mm
3.0 - 8.0
Black
7435W1MS



KINGPIN 13 DEMO

100 - 125mm
6.0 - 13.0
Black - Red
7934W1MB



KINGPIN 10 DEMO

75 - 100mm
5.0 - 10.0
Black - Red
7734W1MA



CRUISE 10 DEMO

90mm, 105mm
4.0 - 10.0
Black - Green
7615Y1MS (90mm)
7615Y1MW (105mm)

INTERFACE

Height
Color
Order No



WORLD CUP PC INTERFACE

10mm, 14mm
Black
2020Y1SS (10mm)
2020Y1SB (10mm, 12 pair)
2022Y1SS (14mm)
2022Y1SC (14mm, 12 pair)



ALU PRO PLATE

10mm
Aluminum
2030SIMP



RACE PLATE PRO

Black - White
2023Z1SW (5 pair)



FDT RACE PLATE PRO

Black - White
2075Z1SW (5 pair)



COMP DEMO PLATE

Black - Anthracite
2085Z1SA (5 pair)



FDT HIGH PERFORMANCE PLATE

Black - Anthracite
2065U1MP (20 pair)
2064U1MP (5 pair)



FDT Q6 PLATE

Black
2065W1MA (25 pair)
2064W1MA (5 pair)



FDT Q6 JUNIOR PLATE

Black
2075W1SS (Small, 5 pair)
2075W1SL (Large, 5 pair)

RENTAL/DEMO



GRIFFON 13 D

90mm, 100mm, 110mm, 120mm
4.0 - 13.0
Black
7520U1GA (w/plate, 90mm)
7520U1GD (w/plate, 100mm)
7520U1GB (w/plate, 110mm)
7520X1GE (w/plate, 120mm)



GRIFFON 13 TCX D

90mm, 100mm, 110mm
4.0 - 13.0
Black
6862Y1GA (w/plate, 90mm)
6862Y1GB (w/plate, 100mm)
6862Y1GC (w/plate, 110mm)



SQUIRE 11 TCX D

90mm, 100mm
3.0 - 11.0
Black
6762V1MA (w/plate, 90mm)
6762V1MB (w/plate, 100mm)



COMP 14 FDT

90mm
5.0 - 14.0
Black
6963Z1MB (w/plate, 90mm)




FDT TPX 12

90mm
4.0 - 12.0
Black - Anthracite
6862U1MCS (w/plate, 90mm)

HELMETS



Safety meets style with our premium ski helmets, designed to protect you on the slopes without compromising comfort or aesthetics. Featuring **advanced impact-resistant materials** and **adjustable ventilation systems**, these helmets ensure **optimal protection** and **temperature regulation for all-day wear**. With **customizable fit options** and **sleek designs**, our helmets inspire confidence, allowing you to focus on your performance and enjoy every ride.



PHOENIX² MIPS

Mips



DATA

| | |
|------------------|--------------|
| SIZING | S, M, L |
| COLOR | Black - Grey |
| ORDER NO. | 143201.01 |

AMPIRE² MIPS

Mips



| | |
|------------------|--------------|
| S, M, L | Black - Grey |
| 143203.01 | |

| | |
|------------------|-------|
| S, M, L | White |
| 143203.02 | |

| | |
|------------------|----------------|
| S, M, L | Yellow - Black |
| 143203.06 | |

AMPIRE²



| | |
|------------------|--------------|
| S, M, L | Black - Grey |
| 143204.01 | |

| | |
|------------------|-------|
| S, M, L | White |
| 143204.02 | |

COMPANION +



DATA

| | |
|------------------|-------|
| S, M, L | Black |
| 143205.01 | |

| | |
|------------------|-------|
| S, M, L | White |
| 143205.03 | |

COMPANION



| | |
|------------------|-------|
| S, M, L | Black |
| 143213.01 | |

| | |
|------------------|------|
| S, M, L | Grey |
| 143213.02 | |

| | |
|------------------|-------|
| S, M, L | White |
| 143213.03 | |

CONFIDANT TOUR



DATA

| | |
|------------------|---------------|
| S, M, L | Black - White |
| 143214.01 | |

| | |
|------------------|-------|
| S, M, L | Black |
| 143214.04 | |

| | |
|------------------|----------------|
| S, M, L | Green - Purple |
| 143214.05 | |

CONFIDANT MIPS

Mips




| | |
|------------------|-------|
| S, M, L | Black |
| 143209.01 | |

| | |
|------------------|-------|
| S, M, L | White |
| 143209.02 | |

| | |
|------------------|------------|
| S, M, L | Green Fade |
| 143209.06 | |

| | |
|------------------|----------------|
| S, M, L | Green - Purple |
| 143209.07 | |



CONFIDANT



DATA

| SIZING | S, M, L | S, M, L | S, M, L |
|-----------|-----------|-----------|------------|
| COLOR | Black | White | Green Fade |
| ORDER NO. | 143210.01 | 143210.02 | 143210.05 |

SQUAD



| S, M, L | S, M, L | S, M, L |
|-----------|-----------|-----------------|
| Black | White | Maroon - Orange |
| 143207.01 | 143207.02 | 143207.06 |

SQUAD JR



| O, OO | O, OO | O, OO |
|-----------|-----------------|-----------|
| Black | Maroon - Orange | Magma |
| 143208.01 | 143208.05 | 143208.06 |

VIJO +



DATA

| O, OO | O, OO | O, OO |
|-------------|---------------|-----------|
| Black - Red | Blue - Yellow | Pink |
| 143223.01 | 143223.02 | 143223.04 |

VIJO



| O, OO | O, OO | O, OO |
|-------------|---------------|-----------|
| Black - Red | Blue - Yellow | Pink |
| 143222.01 | 143222.02 | 143222.04 |

BINO



| XS, XXS | XS, XXS | XS, XXS |
|-----------|-----------|-------------|
| Blue | Pink | Blue - Lime |
| 144221.01 | 144221.02 | 144221.03 |

RENTAL FE



DATA


| S, M, L, XL | S, M, L, XL | S, M, L, XL |
|-------------|-------------|-------------|
| White | Black | Anthracite |
| 169416.00 | 169416.15 | 169416.18 |

RENTAL JUNIOR



| O, OO | O, OO |
|-----------|-------------|
| Black | Neon Yellow |
| 169418.15 | 169418.26 |

Helmets *Features Overview*

| | PHOENIX2 MIPS | AMPIRE2 MIPS | AMPIRE2 | COMPANION+ | COMPANION | CONFIDANT MIPS | CONFIDANT | CONFIDANT TOUR | SQUAD | SQUAD JR. | VIJO | VIJO + | BINO XS | BINO XXS | RENTAL | RENTAL JR |
|---------------------------------------------------------------------------------------|---------------|--------------|--------------|--------------|--------------|----------------|-----------|----------------|-----------|-----------|-----------|-----------|----------|----------|--------------|-----------|
| SIZING | S/M/L | S/M/L | S/M/L | S/M/L | S/M/L | S/M/L | S/M/L | S/M/L | S/M/L | OO/O | OO/O | OO/O | XS | XXS | S/M/L/XL | OO/O |
| CONSTRUCTION | HYBRID SHELL | HYBRID SHELL | HYBRID SHELL | IN-MOULD | IN-MOULD | IN-MOULD | IN-MOULD | IN-MOULD | HARDSHELL | HARDSHELL | HARDSHELL | HARDSHELL | IN-MOULD | IN-MOULD | HARDSHELL | HARDSHELL |
| PROTECTION | | | | | | | | | | | | | | | | |
| MIPS  | ■ | ■ | | | | ■ | | | | | | | | | | |
| 360° EDGE PROTECTION | ■ | ■ | ■ | | | ■ | ■ | ■ | | | ■ | ■ | | | | |
| 270° EDGE PROTECTION | | | | ■ | ■ | | | | | | | | | | | |
| 180° EDGE PROTECTION | | | | | | | | | | | | | ■ | ■ | | |
| VENTILATION | | | | | | | | | | | | | | | | |
| MARKAIR CHANNEL SYSTEM | ■ | ■ | ■ | ■ | ■ | ■ | ■ | ■ | ■ | ■ | ■ | ■ | ■ | ■ | ■ | ■ |
| 2 POSITION CLIMATE CONTROL | ■ | ■ | ■ | ■ | ■ | | | | | | | | ■ | ■ | ■ | ■ |
| AIR JAM CLIMATE CONTROL | | | | | | ■ | ■ | | ■ | | | | ■ | ■ | ■ | ■ |
| GOGGLE INTEGRATION SYSTEM | ■ | ■ | ■ | ■ | ■ | | | | ■ | ■ | ■ | ■ | | | ■ | ■ |
| FIT | | | | | | | | | | | | | | | | |
| 360° RTS FIT SYSTEM | ■ | ■ | ■ | ■ | | ■ | ■ | ■ | | | | ■ | | | | |
| RTS FIT SYSTEM | | | | | ■ | | | | ■ | ■ | ■ | | ■ | ■ | ■ | ■ |
| TILT ADJUST | | | | | | | | ■ | | | | ■ | | | | |
| COMFORT | | | | | | | | | | | | | | | | |
| NORMAL X-DRY LINER | ■ | ■ | ■ | ■ | ■ | ■ | ■ | ■ | ■ | ■ | ■ | ■ | ■ | ■ | ■ | ■ |
| FLEECE X-DRY LINER | ■ | ■ | ■ | | WOMEN | WOMEN | | | | WOMEN | | | | | | |
| SOGNAR EARPADS | ■ | ■ | ■ | | | ■ | ■ | ■ | | | | | | | | |
| REMOVABLE EARPADS | ■ | ■ | ■ | ■ | ■ | ■ | ■ | ■ | | | ■ | ■ | | | | |
| FE = FIXED EARPADS | | | | | | | | | | | | | | | ■ | ■ |
| FEATURES | | | | | | | | | | | | | | | | |
| FIDLOCK OG SNAP | ■ | ■ | ■ | ■ | ■ | | | ■ | ■ | | | ■ | | | | |
| EASY ADJUST | | | | | | ■ | ■ | ■ | | | ■ | | | | ■ | ■ |
| STANDARD BUCKLE | | | | | ■ | ■ | ■ | ■ | | | ■ | ■ | ■ | ■ | | |
| GOGGLE CLIP | STRETCH CLIP | STRETCH CLIP | STRETCH CLIP | STRETCH CLIP | STRETCH CLIP | V-STRETCH | V-STRETCH | V-STRETCH | CLAW | CLAW | — | — | | | 2 SIDE CLAWS | — |
| BEANIE READY | | | | | ■ | ■ | ■ | ■ | | | ■ | ■ | | | SNAP | SNAP |
| HELMET BAG | ■ | ■ | ■ | ■ | ■ | ■ | ■ | ■ | ■ | ■ | ■ | ■ | ■ | ■ | | |
| RENTAL FEATURES | | | | | | | | | | | | | | | | |
| INTEGRATED RENTAL SURFACE | | | | | | | | | | | | | | | ■ | ■ |
| BARCODE AREA | | | | | | | | | | | | | | | ■ | ■ |



Experience unparalleled clarity and protection with our high-performance ski goggles. Designed to offer a **wide field of vision** and **exceptional anti-fog capabilities**, these goggles ensure optimal visibility in **all weather conditions**. With **interchangeable lenses** and **adjustable straps** for a secure fit, our goggles provide **comfort and versatility** for any adventure on the mountain. Stay focused on the ride ahead while enjoying the perfect blend of style and functionality.

GOGGLES



SQUADRON MAGNET +



DATA

| | | | | | |
|-------------------|----------------|----------------|------------------------|----------------------|----------------|
| COLOR | Black | White | Black | Matt White | Black |
| LENS COLOR | Blacklight HD | Gold Mirror CS | Blacklight Adaptive HD | Steel Blue Mirror CS | Rainbow Mirror |
| ORDER NO. | 142309.02.11.3 | 142309.03.08.3 | 142309.05.14.3 | 142309.04.09.3 | 142309.08.16.3 |

PERSPECTIVE



DATA

| | | |
|-------------------|-----------------|----------------|
| COLOR | White | Black |
| LENS COLOR | Surround Mirror | Clarity Mirror |
| ORDER NO. | 169357.02.01.3 | 144305.01.03.3 |

16:10 +



| | |
|-------------------|----------------|
| COLOR | Black |
| LENS COLOR | Blacklight HD |
| ORDER NO. | 142302.02.11.3 |

SMOOTH OPERATOR



| | | |
|-------------------|----------------|----------------|
| COLOR | N/A | N/A |
| LENS COLOR | Clarity Mirror | Clarity Mirror |
| ORDER NO. | 144308.01.00.3 | 144307.01.00.2 |

ULTRA FLEX L

4:3




DATA

| | | | |
|-------------------|----------------|----------------|----------------|
| COLOR | N/A | White | Black |
| LENS COLOR | Clarity Mirror | Orange Clarity | Orange Clarity |
| ORDER NO. | 144300.01.00.3 | 140311.02.21.1 | 140311.15.21.1 |





Goggles Features Overview

| | L E N S | | | | | | | | | | | | | | | F R A M E | | | S T R A P | |
|-------------------|---------------|---------|-----------|-----------|----------------------|----------------|---------------|------------------------|----------------------|-------------|--------------------|--------|-------------|------------------|----------|--------------------|-------------------------|---------------------|-----------|-------------------|
| | LENS CATEGORY | VLT (%) | LENS TINT | POLARIZED | CUSTOM SPECTRUM (CS) | PHOTOCHROMATIC | MAGNETIC LENS | LENS SHAPE CYLINDRICAL | LENS SHAPE SPHERICAL | DOUBLE LENS | 100% UV TECHNOLOGY | MIRROR | LOW PROFILE | PANAROMIC VISION | ANTI FOG | OTG (OVER GLASSES) | X-DRY 3-LAYER FACE FOAM | MARKAIR VENT SYSTEM | SIZE (MM) | SILICON ANTI-SLIP |
| SQUADRON MAGNET+ | S2 | 20 | NEUTRAL | ■ | | | ■ | ■ | | ■ | ■ | | | | ■ | ■ | ■ | ■ | 45 | ■ |
| | S3 | 15 | ROSE | | ■ | | ■ | ■ | | ■ | ■ | ■ | | | ■ | ■ | ■ | ■ | 45 | ■ |
| | S2-S3 | 15-35 | NEUTRAL | | | ■ | ■ | ■ | | ■ | ■ | | | | ■ | ■ | ■ | ■ | 45 | ■ |
| | | | | ■ | | | ■ | ■ | | ■ | ■ | ■ | | | ■ | ■ | ■ | ■ | 45 | ■ |
| | S2 | 25 | NEUTRAL | | | | ■ | ■ | | ■ | ■ | ■ | | | ■ | ■ | ■ | ■ | 45 | ■ |
| | | | | | | | | | | | | | | | | | | | | |
| 16:10+ | S2 | 20 | NEUTRAL | ■ | | | | | ■ | ■ | ■ | | | | ■ | ■ | ■ | ■ | ■ | ■ |
| | | | | | | | | | | | | | | | | | | | | |
| PERSPECTIVE | S2 | 35 | AMBER | | | | | | ■ | ■ | ■ | ■ | | | ■ | | | | 45 | ■ |
| | S1 | 68 | ROSE | | | | | | ■ | ■ | ■ | ■ | | | ■ | | | | 45 | ■ |
| | | | | | | | | | | | | | | | | | | | | |
| SMOOTH OPERATOR L | S1 | 68 | ROSE | | | | | ■ | | ■ | ■ | ■ | ■ | ■ | ■ | | ■ | | 45 | ■ |
| | | | | | | | | | | | | | | | | | | | | |
| SMOOTH OPERATOR M | S1 | 68 | ROSE | | | | | ■ | | ■ | ■ | ■ | ■ | ■ | ■ | | ■ | | 45 | ■ |
| | | | | | | | | | | | | | | | | | | | | |
| ULTRA FLEX L | S1 | 68 | ROSE | | | | | | ■ | ■ | ■ | ■ | ■ | ■ | ■ | | ■ | | 40 | ■ |
| | | | | | | | | | | | | | | | | | | | | |
| 4:3 | S2 | 38 | AMBER | | | | | ■ | ■ | ■ | ■ | | | | ■ | | ■ | | 40 | ■ |
| | S2 | 38 | AMBER | | | | | ■ | ■ | ■ | ■ | | | | ■ | | ■ | | 40 | ■ |

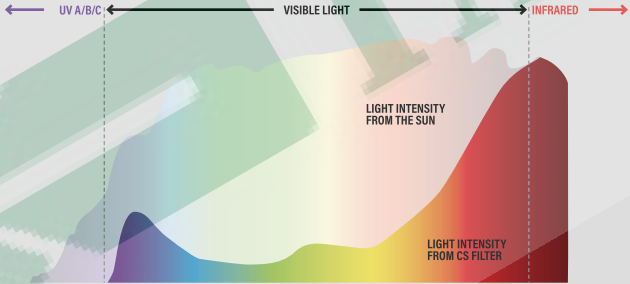
**POLARIZED**


REDUCED GLARE FROM SNOW
GREATER CONTRAST WHEN SUNNY



**CUSTOM SPECTRUM**


FILTERS LIGHT SPECIFIC FOR ACTION SNOW-SPORTS
MORE CONTRAST BETWEEN WHITE, BLUE, AND GREY TONES



**LOW PROFILE**

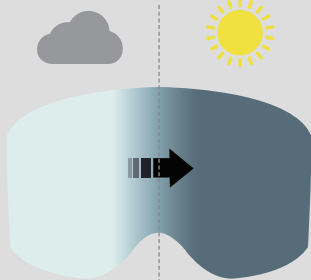
MINIMAL WEIGHT
MINIMAL BULK
EASY TO STASH

This category of goggle forgoes the bulky plastic frame, and instead has the face foam connected directly to the dual-lens. This is made possible thanks to advancements in goggle Anti-Fogging technology. The benefits of flexible, comfortable fit along with panoramic vision it provides are unparalleled.

**ADAPTIVE LENS**

PHOTOCHROMATIC – AUTOMATICALLY ADAPTS TO SURROUNDING SUN LIGHT INTENSITY
AVAILABLE IN STANDARD AND HD POLARIZED VERSIONS

These lenses darken when exposed to light of sufficiently high UV intensity, generally only emitted by the sun, and become clear again in its absence.



Replacement Lenses

| | ART. N° | FRAME | LENS |
|------------------|-----------|-------------------|----------------------------------|
| SQUADRON MAGNET+ | 16938114 | SQUADRON MAGNET | BLACKLIGHT ADAPTIVE HD (S2 - S3) |
| | 16938113 | SQUADRON MAGNET | BLUE MIRROR HD |
| | 16838111 | SQUADRON MAGNET | BLACK LIGHT HD |
| | 16938108 | SQUADRON MAGNET | GOLD MIRROR CS |
| | 16938109 | SQUADRON MAGNET | STEEL BLUE MIRROR CS |
| | 16938104 | SQUADRON MAGNET | GREEN PLASMA MIRROR |
| | 16938102 | SQUADRON MAGNET | RED PLASMA MIRROR |
| | 16938115 | SQUADRON MAGNET | WINE GOLD MIRROR |
| | 16938116 | SQUADRON MAGNET | RAINBOW MIRROR |
| | 16938103 | SQUADRON MAGNET | CLARITY MIRROR |
| | 16938106 | SQUADRON MAGNET | TRANSPARENT |
| POSSE MAGNET | 142380.11 | POSSE MAGNET | BLACK LIGHT HD |
| | 142380.08 | POSSE MAGNET | GOLD MIRROR CS |
| | 142380.02 | POSSE MAGNET | RED PLASMA MIRROR |
| | 142380.17 | POSSE MAGNET | DARK ROSE MIRROR |
| 16:10 | 167380.14 | 16:10 | BLACKLIGHT ADAPTIVE (S1 - S3) |
| | 167380.12 | 16:10 | BLUE MIRROR HD |
| | 167380.11 | 16:10 | BLACKLIGHT HD |
| | 167380.08 | 16:10 | GOLD MIRROR CS |
| | 167380.05 | 16:10 | PINK PLASMA MIRROR |
| | 167380.03 | 16:10 | CLARITY MIRROR |
| | 167380.04 | 16:10 | GREEN PLASMA MIRROR |
| | 167380.15 | 16:10 | WINE GOLD MIRROR |
| | 167380.17 | 16:10 | DARK ROSE MIRROR |
| | 167380.02 | 16:10 | RED PLASMA MIRROR |
| PERSPECTIVE | 168380.11 | PERSPECTIVE | BLACK LIGHT HD |
| | 168380.08 | PERSPECTIVE | GOLD MIRROR CS |
| | 168380.05 | PERSPECTIVE | PINK PLASMA MIRROR |
| | 168380.04 | PERSPECTIVE | GREEN PLASMA MIRROR |
| | 168380.03 | PERSPECTIVE | CLARITY MIRROR |
| | 168380.02 | PERSPECTIVE | RED PLASMA MIRROR |
| | 168380.01 | PERSPECTIVE | SURROUND MIRROR |
| PROJECTOR | 168381.11 | PROJECTOR | BLACK LIGHT HD |
| | 168381.08 | PROJECTOR | GOLD MIRROR CS |
| | 168381.05 | PROJECTOR | PINK PLASMA MIRROR |
| | 168381.04 | PROJECTOR | GREEN PLASMA MIRROR |
| | 168381.01 | PROJECTOR | SURROUND MIRROR |
| | 168381.02 | PROJECTOR | RED PLASMA MIRROR |
| | 168381.17 | PROJECTOR | DARK ROSE MIRROR |
| | 168381.15 | PROJECTOR | WINE GOLD MIRROR |
| | 168381.03 | PROJECTOR | CLARITY MIRROR |
| VUO VISOR | 169380.0 | VUO HELMET VISOR | CLEAR VISOR-LENS |
| | 169380.1 | VUO+ HELMET VISOR | SILVER SURROUND MIRROR |
| | 169380.2 | VUO+ HELMET VISOR | BLUE SURROUND MIRROR |
| | 169380.3 | VUO+ HELMET VISOR | DAWN PLASMA MIRROR |

| CATEGORY | S1  | S2  | S3  | S4 |
|-------------------------------------------------------------------------------------------------------------------------------------------------------------------|------------------------------------------------------------------------------------------|------------------------------------------------------------------------------------------|------------------------------------------------------------------------------------------|----|
|  BLACK LIGHT HD VLT*: 20% CAT: S2 POLARIZED | |  | | |
|  BLACKLIGHT ADAPTIVE VLT*: 15%-70% CAT: S1-S3 POLARIZED |  |  |  | |
|  BLACKLIGHT ADAPTIVE HD VLT*: 15% - 35% CAT: S2 - S3 POLARIZED | |  |  | |
|  BLUE HD MIRROR VLT*: 11% CAT: S3 POLARIZED | | |  | |
|  GOLD MIRROR CS VLT*: 15% CAT: S3 | | |  | |
|  SURROUND MIRROR VLT*: 35% CAT: S2 |  |  | | |
|  PINK PLASMA MIRROR VLT*: 11% CAT: S3 | | |  | |
|  RED PLASMA MIRROR VLT*: 25% CAT: S2 | |  |  | |
|  GREEN PLASMA MIRROR VLT*: 25% CAT: S2 | |  |  | |
|  CLARITY MIRROR VLT*: 68% CAT: S1 |  | | | |
|  BLUE MIRROR VLT*: 19% CAT: S2 | |  |  | |
|  GOLD MIRROR (ULTRA-FLEX) VLT*: 12% CAT: S3 | | |  | |
|  WINE GOLD MIRROR VLT*: 15% CAT: S3 | | |  | |
|  DARK ROSE MIRROR VLT*: 25% CAT: S2 | |  |  | |
| SHADING TRANSLUCENCY (VLT) | <i>SLIGHT</i> 80 - 43% | <i>MEDIUM</i> 43 - 18% | <i>HIGH</i> 18 - 8% | |

ACCESSORIES



BRAKES



DATA

| | |
|---------------|-------------------------------------------------------|
| PRODUCT | Brake Royal |
| COMPATIBLE W/ | Royal & Tour |
| BRAKE WIDTH | 110mm 120mm 136mm |
| COLOR | Black |
| ORDER NO. | W016G1B (110mm) W026O1B (120mm) W015O1B (136mm) |



DATA

| | |
|---------------|-----------------------------------------------------|
| PRODUCT | Brake Universal |
| COMPATIBLE W/ | Royal, Universal, Tour |
| BRAKE WIDTH | 85mm 90mm 100mm |
| COLOR | Black |
| ORDER NO. | W018M1B (85mm) W017G1B (90mm) W027T1B (100mm) |



DATA

| | |
|---------------|----------------------------------|
| PRODUCT | Brake Comp & XComp TCX |
| COMPATIBLE W/ | Comp XComp TCX |
| BRAKE WIDTH | 85mm 90mm |
| COLOR | Black |
| ORDER NO. | W006O1B (85mm) W042Y1B (90mm) |



DATA

| | |
|---------------|---------------------|
| PRODUCT | Brake Comp 8 and 10 |
| COMPATIBLE W/ | Comp 8 Comp 10 |
| BRAKE WIDTH | 85mm |
| COLOR | Black |
| ORDER NO. | W023H1B |



DATA

| | |
|---------------|-----------------------------------|
| PRODUCT | Brake 11.0, 12.0 flat |
| COMPATIBLE W/ | 11.0 FLAT 12.0 FLAT |
| BRAKE WIDTH | 90mm 110mm |
| COLOR | Black |
| ORDER NO. | W009F1B (90mm) W005F1B (110mm) |



DATA

| | |
|---------------|-----------------------------------------------------|
| PRODUCT | Brake Compact flat |
| COMPATIBLE W/ | Squire 10 10.0 TP |
| BRAKE WIDTH | 80mm 85mm 100mm |
| COLOR | Black |
| ORDER NO. | W020G1B (80mm) W021K1B (85mm) W004L1B (100mm) |



DATA

| | |
|---------------|----------------------------------------------------------------|
| PRODUCT | Brake Compact |
| COMPATIBLE W/ | Compact |
| BRAKE WIDTH | 80mm 85mm |
| COLOR | Black (C1) White (C2) |
| ORDER NO. | W024K1B (85mm, C1) W022N1B (80mm, C1) W025O1B (80mm, C2) |



DATA

| | |
|---------------|------------------|
| PRODUCT | Brake Junior RTL |
| COMPATIBLE W/ | Junior RLT |
| BRAKE WIDTH | 70mm |
| COLOR | Black |
| ORDER NO. | W014S1B |



DATA

| | |
|---------------|----------------------------------|
| PRODUCT | Brake 7.0 & 4.5 & FDT Junior |
| COMPATIBLE W/ | 7.0 4.5 FDT Junior |
| BRAKE WIDTH | 70mm 85mm |
| COLOR | Black |
| ORDER NO. | W007R1B (70mm) W009R1B (85mm) |



DATA

| | |
|---------------|-----------------------------------|
| PRODUCT | KINGPIN brake |
| COMPATIBLE W/ | Kingpin |
| BRAKE WIDTH | 75 - 100mm (1) 100 - 125mm (2) |
| COLOR | Black |
| ORDER NO. | W010S1B (1) W011S1B (2) |



DATA

| | |
|---------------|------------------------------------------------------|
| PRODUCT | MARKER ALPINIST |
| COMPATIBLE W/ | MARKER Alpinist |
| BRAKE WIDTH | 90mm 105mm 115mm |
| COLOR | Black |
| ORDER NO. | W031W1B (90mm) W032W1B (105mm) W033W1B (115mm) |



DATA

| | |
|---------------|------------------------------------------|
| PRODUCT | MARKER ALPINIST LONG TRAVEL & DEMO brake |
| COMPATIBLE W/ | MARKER Alpinist Demo+Long travel |
| BRAKE WIDTH | 90mm 105mm |
| COLOR | Black |
| ORDER NO. | W034W1B (90mm) W035W1B (105mm) |



DATA

| | |
|-----------|---------------|
| PRODUCT | Brake Duke PT |
| SIZE | 100mm |
| SKI WIDTH | 75 - 100mm |
| ORDER NO. | W028U1B |



DATA

| | |
|-----------|---------------|
| PRODUCT | Brake Duke PT |
| SIZE | 125mm |
| SKI WIDTH | 100 - 125mm |
| ORDER NO. | W029U1B |



DATA

| | |
|---------------|---------------|
| PRODUCT | Brake Royal X |
| COMPATIBLE W/ | Royal X |
| BRAKE WIDTH | 132mm |
| COLOR | Black |
| ORDER NO. | W132Z1B |



DATA

| | |
|---------------|------------------------------------------------------|
| PRODUCT | ALPINIST FREE brake |
| COMPATIBLE W/ | Alpinist free |
| BRAKE WIDTH | 90mm 105mm 115mm |
| COLOR | Black |
| ORDER NO. | W040Y1B (90mm) W038Y1B (105mm) W039Y1B (115mm) |



DATA

| | |
|---------------|-----------------------------------|
| PRODUCT | Brake CRUISE |
| COMPATIBLE W/ | Cruise |
| BRAKE WIDTH | 90mm 105mm |
| COLOR | Black |
| ORDER NO. | W036X1B (90mm) W037X1B (105mm) |



DATA

| | |
|---------------|-------------------|
| PRODUCT | Brake Junior Free |
| COMPATIBLE W/ | Junior Free |
| BRAKE WIDTH | 95mm |
| COLOR | Black |
| ORDER NO. | W030U1B |

CRAMPONS



| | |
|-----------|-------------------------------------|
| DATA | |
| PRODUCT | Crampon Kingpin/ Alpinist/Cruise |
| SIZE | 80mm |
| SKI WIDTH | 66 - 80mm |
| ORDER NO. | H005S1A |



| | |
|-----------|-------------------------------------|
| DATA | |
| PRODUCT | Crampon Kingpin/ Alpinist/Cruise |
| SIZE | 90mm |
| SKI WIDTH | 75 - 90mm |
| ORDER NO. | H001P1P |



| | |
|-----------|-------------------------------------|
| DATA | |
| PRODUCT | Crampon Kingpin/ Alpinist/Cruise |
| SIZE | 105mm |
| SKI WIDTH | 90 - 105mm |
| ORDER NO. | H002P1P |



| | |
|-----------|-------------------------------------|
| DATA | |
| PRODUCT | Crampon Kingpin/ Alpinist/Cruise |
| SIZE | 120mm |
| SKI WIDTH | 105-120mm |
| ORDER NO. | H003P1P |



| | |
|-----------|--------------|
| DATA | |
| PRODUCT | Crampon Tour |
| SIZE | 80mm |
| SKI WIDTH | <74mm |
| ORDER NO. | H003K1A |



| | |
|-----------|--------------|
| DATA | |
| PRODUCT | Crampon Tour |
| SIZE | 90mm |
| SKI WIDTH | 74 - 84mm |
| ORDER NO. | H001M1A |



| | |
|-----------|--------------|
| DATA | |
| PRODUCT | Crampon Tour |
| SIZE | 105mm |
| SKI WIDTH | 90 - 105mm |
| ORDER NO. | H002N1A |



| | |
|-----------|--------------|
| DATA | |
| PRODUCT | Crampon Tour |
| SIZE | 120mm |
| SKI WIDTH | 106-120mm |
| ORDER NO. | H004M1A |



| | |
|-----------|-----------------|
| DATA | |
| PRODUCT | Crampon Duke PT |
| SIZE | 105mm |
| SKI WIDTH | 90 - 105mm |
| ORDER NO. | H006U1R |



| | |
|-----------|-----------------|
| DATA | |
| PRODUCT | Crampon Duke PT |
| SIZE | 125mm |
| SKI WIDTH | 105-125mm |
| ORDER NO. | H007U1R |

KINGPIN / TOURING ACCESSORIES



| | |
|------------|--------------|
| DATA | |
| PRODUCT | KINGPIN |
| COMPATIBLE | AFD Platform |
| ORDER NO. | W012P1B |



| | |
|------------|-----------------------------------------------------------------------------------------|
| DATA | |
| PRODUCT | DIN adapter |
| COMPATIBLE | Dynafit TLT 5/6 Dynafit TLT Speedfit, ARC'TERYX Procline, Salomon S/ LAB X-ALP |
| ORDER NO. | A001Q1D |



| | |
|-----------|---------------|
| DATA | |
| PRODUCT | Touring leash |
| ORDER NO. | L002S1A |



| | |
|-----------|--------------------------------------|
| DATA | |
| PRODUCT | Performance Booster Alpinist Free |
| ORDER NO. | W041Y1B |



| | |
|-----------|----------------------------------|
| DATA | |
| PRODUCT | MARKER ALPINIST Heel platform |
| ORDER NO. | A001S1W |



| | |
|-----------|---------------------------------------------------------|
| DATA | |
| PRODUCT | MARKER ALPINIST U - bow |
| ORDER NO. | A001S1US (Soft) A001S1UM (Medium) A001S1UH (Hard) |

MARKER ACCESSORIES



| | |
|-----------|-------------------------------------|
| DATA | |
| PRODUCT | MARKER gauge drill Ø 8mm (45 mm) |
| ORDER NO. | 2541 |



| | |
|-----------|-------------------------------------|
| DATA | |
| PRODUCT | MARKER screw driver Pozidrive #3 |
| ORDER NO. | 2568 |



| | |
|-----------|--------------------------------------------|
| DATA | |
| PRODUCT | MARKER power bit 150mm FEIN (Pozidrive) |
| ORDER NO. | 2547 |



| | |
|-----------|-------------------------------------------|
| DATA | |
| PRODUCT | MARKER power bit 150mm SBD (Pozidrive) |
| ORDER NO. | 2548 |



| | |
|-----------|---------------------------------------|
| DATA | |
| PRODUCT | MARKER binding drill bit 4.1 x 9.5 |
| ORDER NO. | 2552 |



| | |
|-----------|---------------------------------------|
| DATA | |
| PRODUCT | MARKER binding drill bit 3.6 x 7.5 |
| ORDER NO. | 2637 |



| | |
|-----------|---------------------------------------|
| DATA | |
| PRODUCT | MARKER binding drill bit 3.6 x 9.5 |
| ORDER NO. | 2639 |



| | |
|-----------|-----------------------------------------|
| DATA | |
| PRODUCT | MARKER trap-In insert PA 6 (100 pcs) |
| ORDER NO. | 2653 |



| | |
|-----------|------------------------------|
| DATA | |
| PRODUCT | MARKER binding glue 100ml |
| ORDER NO. | 2660 |



| | |
|-----------|--------------------------------|
| DATA | |
| PRODUCT | MARKER silicone spray 300ml |
| ORDER NO. | 2662 |



| | |
|-----------|------------------------------------------|
| DATA | |
| PRODUCT | Mounting Tool Adapter Wide Skis 148mm |
| ORDER NO. | W001J1A |

INSTALLATION TOOLS

| DATA | |
|-----------|---------------------------------------------------------------|
| ORDER NO. | INSTALLATION TOOL COMPATIBLE WITH |
| W001G1T | Instal. Tool; Jester, Griffon, Squire, Race line, 12.0 – 10.0 |
| W012J1T | Instal. Tool; Jester, Griffon, Squire, Race line, 12.0 – 10.0 |
| W010G1T | Instal. Tool; Tour S & L |
| W011J1T | Instal. Tool; Tour S & L |
| W006M1T | Instal. Tool; Tour EPF |
| W016V1T | Instal. Tool; World Cup plate; Junior Race Pivot & short |
| W005S1T | Instal. Tool; ALU PRO plate |
| W007H1T | Instal. Tool; 7.0, 4.5 + Jr. RTL |
| W017V1T | Instal. Tool; Griffon & Squire D, FDT & FDT Junior |
| W020X1T | Instal. Tool; Kingpin & Alpinist & Cruise |
| W014U1T | Instal. Tool; Duke PT |
| W015V1T | Instal. Tool; PIN Demo |
| W018X1T | Instal. Tool; JR Tour |
| W019X1T | Instal. Tool; RMotionT, Rmotion3 & Comp Demo plate |

| SIZE |
|------------|
| 61 - 117mm |
| 95 - 150mm |
| 61 - 117mm |
| 95 - 150mm |
| 95 - 150mm |
| 61 - 117mm |
| 61 - 117mm |
| 61 - 117mm |
| 70 - 126mm |
| 70 - 126mm |
| 70 - 126mm |
| 61 - 117mm |
| 61 - 117mm |

DEMOBOARDS



| | |
|-----------|-------------------|
| DATA | |
| PRODUCT | DEMOBOARD TOURING |
| COLOR | Black |
| ORDER NO. | D001T1T |



| | |
|-----------|---------------------|
| DATA | |
| PRODUCT | DEMOBOARD UNIVERSAL |
| COLOR | Black |
| ORDER NO. | D002T1U |

Info sheet

Highlight key product information for effective Point of Sale engagement.



Technology Key Features Summary

BOOT TYPES

- A** Alpine Adult sole
- C** Alpine Children sole
- GW A** GripWalk Adult sole
- GW C** GripWalk Children sole
- T** Touring Boots

MARKER

CLIMBING AIDS



CRUISE

Thanks to the climbing aids, walking uphill is comfortable. They can be operated quickly and easily in any situation thanks to their design with the pole baskets. The color-coded heel lifts enable three climb modes (0°, 8° and 12°).



KINGPIN

The climbing aid offers two positions with 7° and 13° which can easily be accessed with the ski pole, even in an unstable standing position.



ALPINIST

Neutral walk mode and two climb modes with 5° and 9°. The fast adjustment mode allows quick switching between 0° and 9° without having to turn the heel.



FRAME TOUR

The titanal ascent aid, conveniently adjustable via ski pole, can be locked in two positions at 7° and 13°. Integrated elastomer damping elements make ascending more pleasant, simply because the irritating „clacking noise“ is eliminated.

ACTIVE LENGTH COMPENSATION



CRUISE

Active length compensation in the heel allowing the heel to move back up to 7mm when the ski is flexed.



ALPINIST

Active length compensation at the heel, so that the heel can move back up to 4 mm when the ski is flexed.

LENGTH ADJUSTMENT



CRUISE

The Cruise heel offers a 25mm heel adjustment range (+/- 12.5mm).



ALPINIST

The Alpinist heel offers a heel adjustment range of 15 mm (from 7.5 mm to +7.5 mm).



ALPINIST LONG TRAVEL

The Alpinist long travel heel offers a heel adjustment range of 35 mm (from -7.5 mm to +27.5 mm).



KINGPIN

The Kingpin heel offers a heel adjustment range of 25 mm (from -10 mm to +15 mm).

BRAKE



ALPINIST / ALPINIST LONG TRAVEL

Optional brake for MARKER ALPINIST models. Improved usability on both brakes.



CRUISE

The brake locks automatically as soon as the ski boot is placed on the brake. The brake releases automatically when rotating the heel 180°.



LOCK & WALK

The multi functional Lock & Walk unit automatically locks the brakes and provides a 10° climbing aid.



X-BRAKE

The completely redesigned X-Brake is fully integrated into the heel plate, thus enabling an impressive stand height of only 14 mm. This gives the new X Series bindings an even more direct feel and also improves power transmission. The new X-Brake is available in widths of 90, 105, 120 and 132 mm.

HEEL



CRUISE

The ergonomically designed heel section ensures a simplified and as effortless change from ski to walk mode as possible by just rotating the heel by 180°.



ALPINIST

Alpinist heel with adjustable lateral release with various DIN options and 15mm heel adjustment range (+/-7.5mm). Offers three walking modes thanks to the hot forged aluminum climbing aid. The „Fast Shift Mode“ allows quick switching between neutral and maximum climbing aid. The active length compensation in the heel allows constant power transmission and release performance, even when the ski is flexed.



KINGPIN

The revolutionary heel construction for PinTech bindings with widely spaced sole contact points provides loss-free and very direct power transmission, as is normally only known from alpine bindings. Also in terms of safety, the Kingpin offers until now unknown advantages.



KINGPIN CARBON REINFORCED

The revolutionary heel construction for PinTech bindings with widely spaced sole contact points provides loss-free and very direct power transmission, as is normally only known from alpine bindings. Also in terms of safety, the Kingpin offers until now unknown advantages.



HOLLOW LINKAGE 2

The latest generation of Hollow Linkage heel Improved step-in performance: 30% reduction in step-in force and easier step-in with GripWalk soles.

KEY FEATURES

55

CATALOGUE 25/26

| | | | |
|--------------------------------------------------------------------------------------------------------------------|---------------------------------------------------------------------------------------------------------------------------------------------------------------------------------------------------------------------------------------------------|----------------------------------------------------------------------------------------------------------------------|-----------------------------------------------------------------------------------------------------------------------|
|  | <p>TOE</p>  <p>INTUITIVE STEP IN</p> | <p>COMP TOE</p>  | <p>GRIPWALK</p>  |
| <p>COMPACT HEEL</p>  | <p>TRIPLE PIVOT LIGHT TOE</p>  | <p>CRAMPON</p>  | <p>GLIDING AFD</p>  |
| <p>COMP TCX HEEL</p>  | <p>TRIPLE PIVOT ELITE TOE</p>  | <p>MATERIALS</p>  | <p>AFD GLIDING PLATE</p>  |
| <p>INTER PIVOT X HEEL</p>  | <p>RIDE & HIKE</p>  | <p>RECYCLED MATERIALS</p>  | <p>ANTI ICE RAIL</p>  |
| <p>TWINCAM COMPETITION</p>  | <p>TLT</p>  | <p>MAGNESIUM PARTS</p>  | <p>AUTO QUAD LOCK</p>  |
| <p>TCX LIGHT HEEL</p>  | <p>TRIPLE PIVOT ELITE TOE</p>  <p>COMPETITION 4 LINKAGE TOE</p>  | <p>MULTINORM (MN)</p>  | <p>PERFORMANCE BOOSTER</p>  |



MARKER

Marker Deutschland GmbH
Dr. Gotthilf-Näher-Strasse 6
82377 Penzberg
Germany

Phone +49 (0) 8856 8000-0
Fax +49 (0) 8856 8000-271
info@marker.de
markerbindings.com

Marker, Marker Alpinist, Kingpin, Duke, Jester, Griffon,
Squire, Ampire, M-Werks and Cruise are registered
trademarks of Marker Dalbello Völkl (International)
GmbH and other marks are pending.

EOC ジャパン 株式会社
〒101-0032 東京都千代田区岩本町 1-10-5 TMM ビル 6F
TEL: 03-5809-1904 FAX: 03-5809-1977
<https://elevateoutdoorcollective.com>
<https://markerbindings.com/ja-jp>